



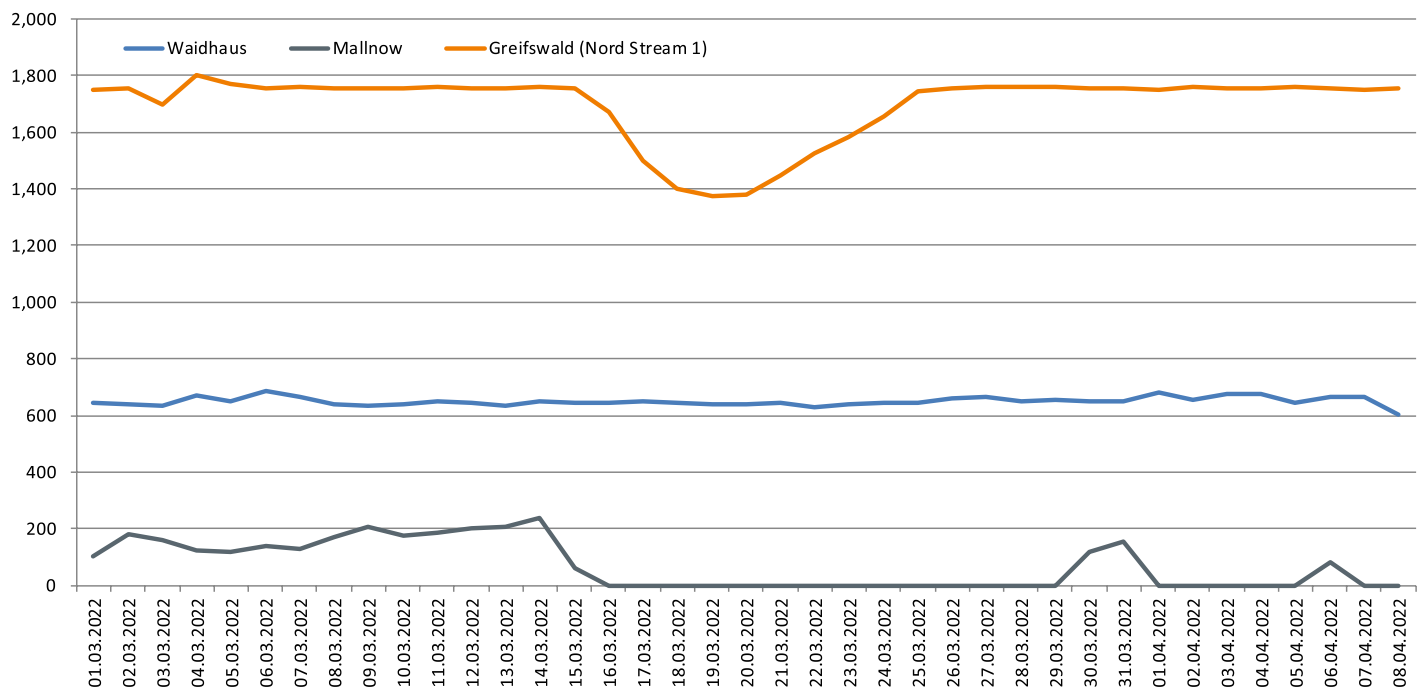
Gas supply status report

As at: 9 April 2022

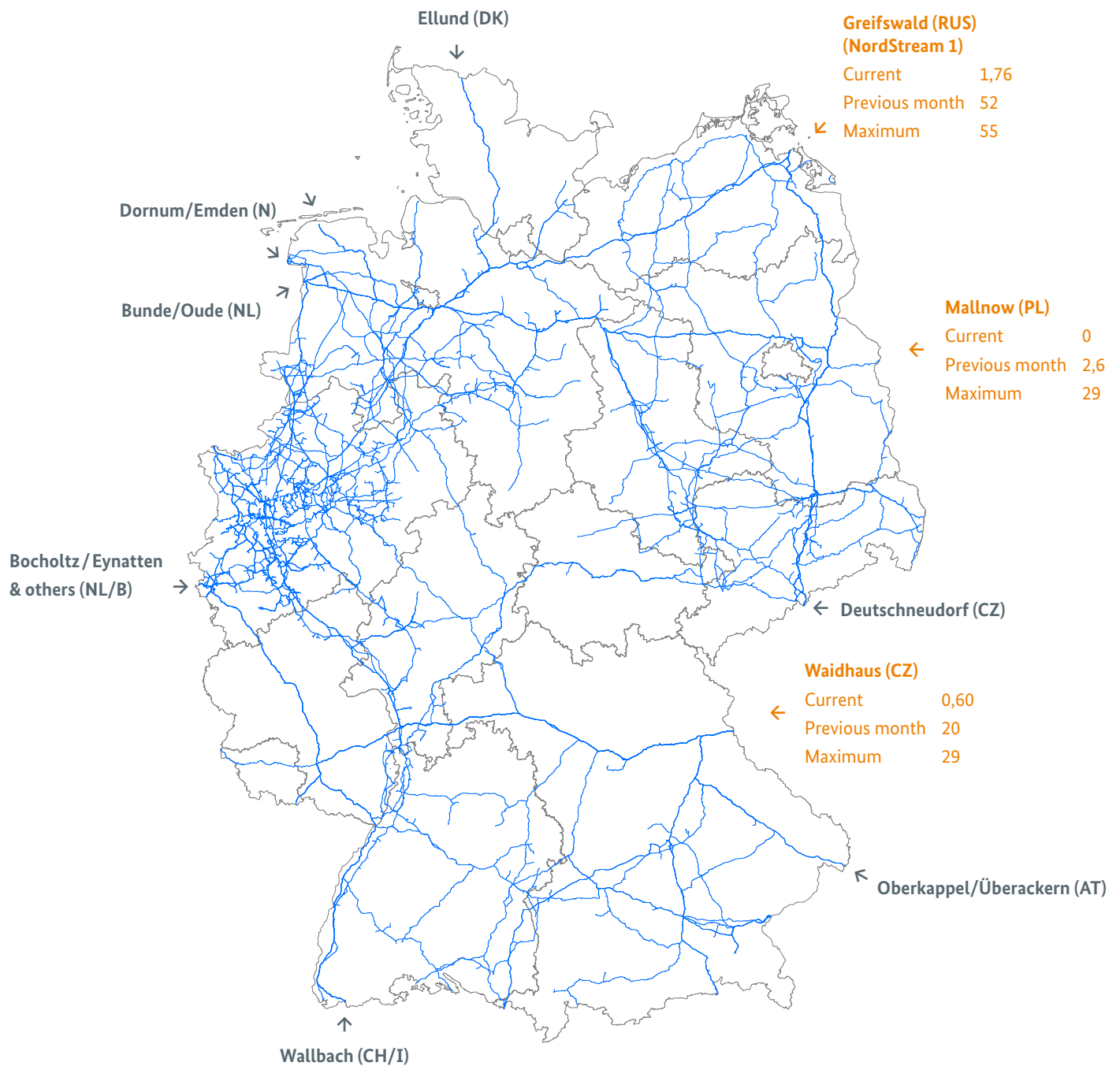
- The gas supply in Germany is stable.
- Gas network operators have not reported any incidents.
- No disruption to gas deliveries to Germany has been recorded.
- Current storage facilities are filled to levels comparable with those in 2021 and 2017 and now significantly higher than in winter 2018.

1. Delivery situation from Russia

Gas flows from Russia (GWh/day)



Gas flows from Russia (TWh)



Legend

Overview of the major German cross-border interconnection points



Interconnection points for natural gas from Russia with gas flow data



Interconnection points for natural gas from other European countries without gas flow data

Current:

Gas delivered in 24 hours from 6am of the previous day to 6am of the current day (TWh/day)

Previous month: Gas delivered in the previous calendar month (TWh/month)

Maximum: Technical capacity (TWh/month)

Gas transmission lines in Germany

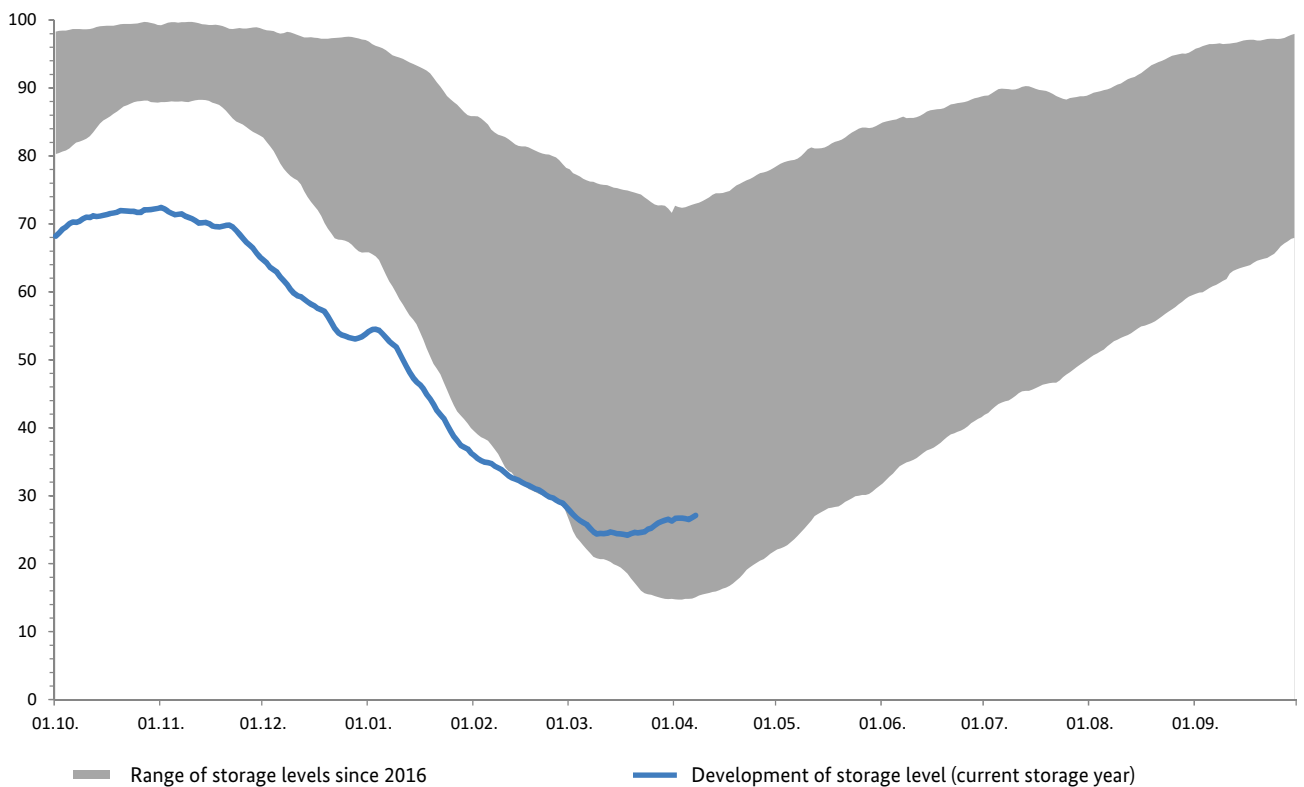
The German gas network is about 511,000 km long.

2. Storage levels

- More gas is being injected into storage than withdrawn from it
- 7 April 2022: 65.27 TWh (27.1%)
[18 March 2022: 58.88 TWh (24.2%), 1 March 2022: 67.57 TWh (27.8%), 1 February 2022: 87.37 TWh (35.9%)]
- Since 18 March 2022, more gas has been injected into storage than withdrawn from it overall
- Current storage levels are comparable with those in 2021 and 2017 and now significantly higher than in winter 2018

Development of storage levels in Germany¹

(%)



¹ Graph only shows levels of storage facilities located in Germany.

Please note that the status report refers solely to the supply of gas. No conclusions can be drawn from it as to the availability of other energy sources such as crude oil and fuels.

Contact

If you have any questions or comments on the status report, please contact:

pressestelle@bnetza.de