



Gas supply status report

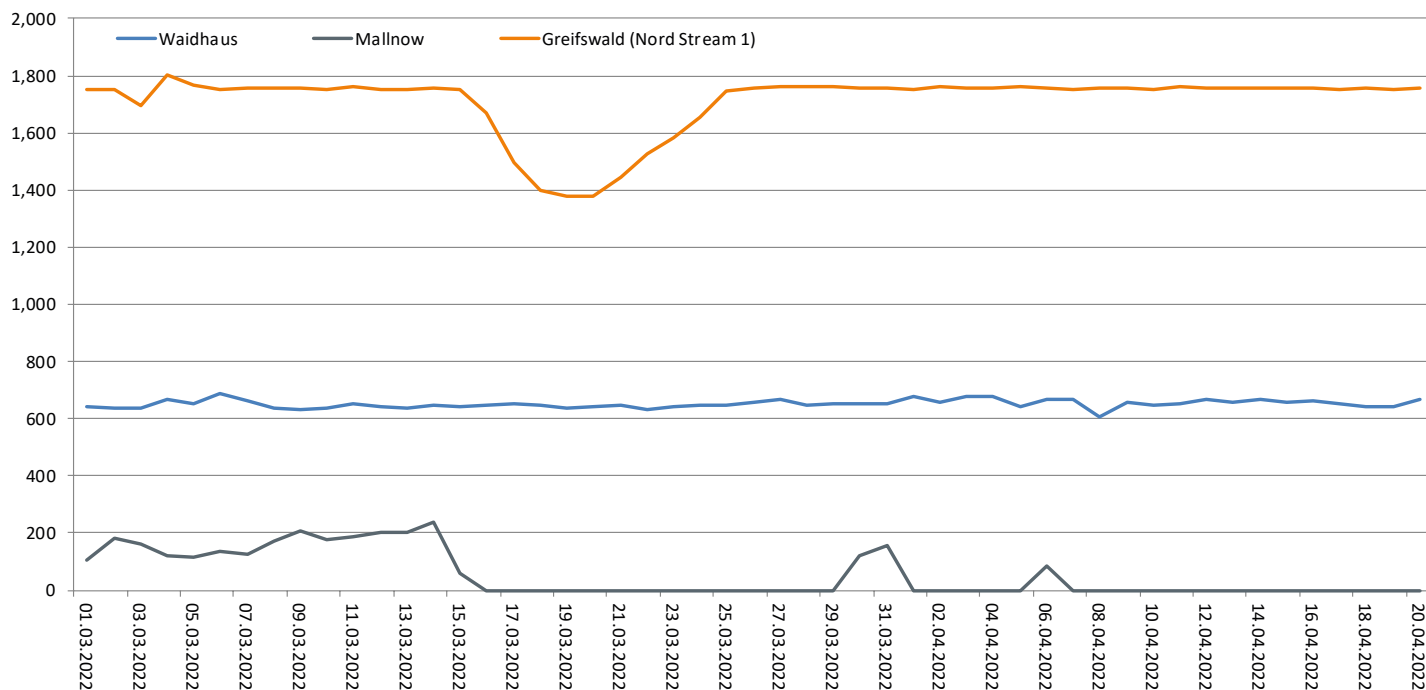
As at: 21 April 2022

- The gas supply in Germany is stable.
- Gas network operators have not reported any incidents.
- No disruption to gas deliveries to Germany has been recorded.
- Current storage facilities are filled to levels comparable with those in 2015 and 2017 and now significantly higher than in spring 2018 and 2021.

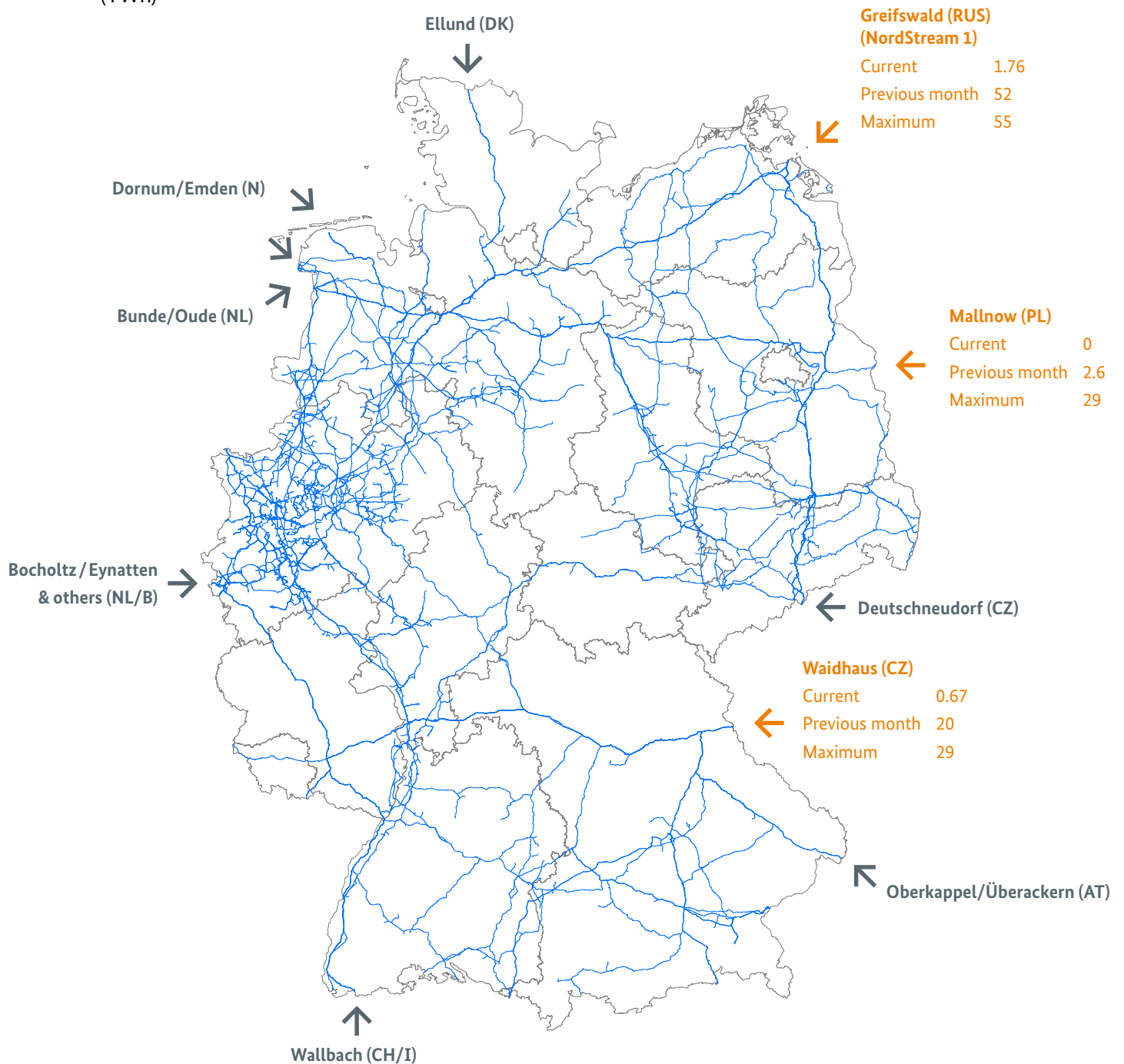
1. Delivery situation from Russia

Gas flows from Russia

(GWh/day)



Gas flows from Russia (TWh)



Legend

Overview of the major German cross-border interconnection points

Orange arrow: Interconnection points for natural gas from Russia with gas flow data

Current: Gas delivered in 24 hours from 6am of the previous day to 6am of the current day (TWh/day)

Previous month: Gas delivered in the previous calendar month (TWh/month)

Maximum: Technical capacity (TWh/month)

Blue arrow: Interconnection points for natural gas from other European countries without gas flow data

Blue line: Gas transmission lines in Germany

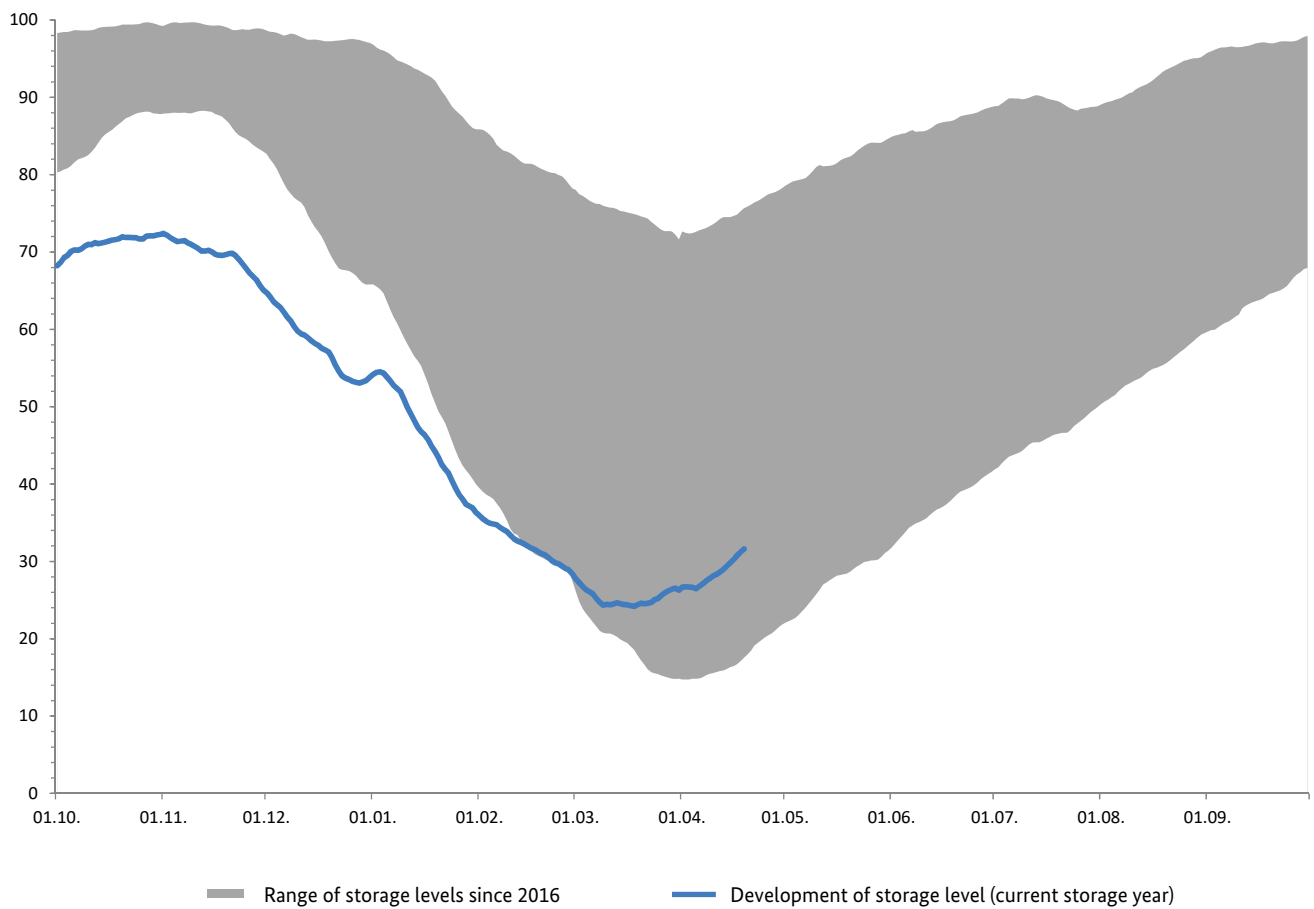
The German gas network is about 511,000 km long.

2. Storage levels

- More gas is being injected into storage than withdrawn from it overall, with the amounts injected relatively constant
- 19 April 2022: 75.80 TWh (31.62%)
[18 March 2022: 58.88 TWh (24.2%), 1 March 2022: 67.57 TWh (27.8%), 1 February 2022: 87.37 TWh (35.9%)]
- Since 18 March 2022, more gas has been injected into storage than withdrawn from it overall
- Current storage facilities are filled to levels comparable with those in 2015 and 2017 and now significantly higher than in spring 2018 and 2021

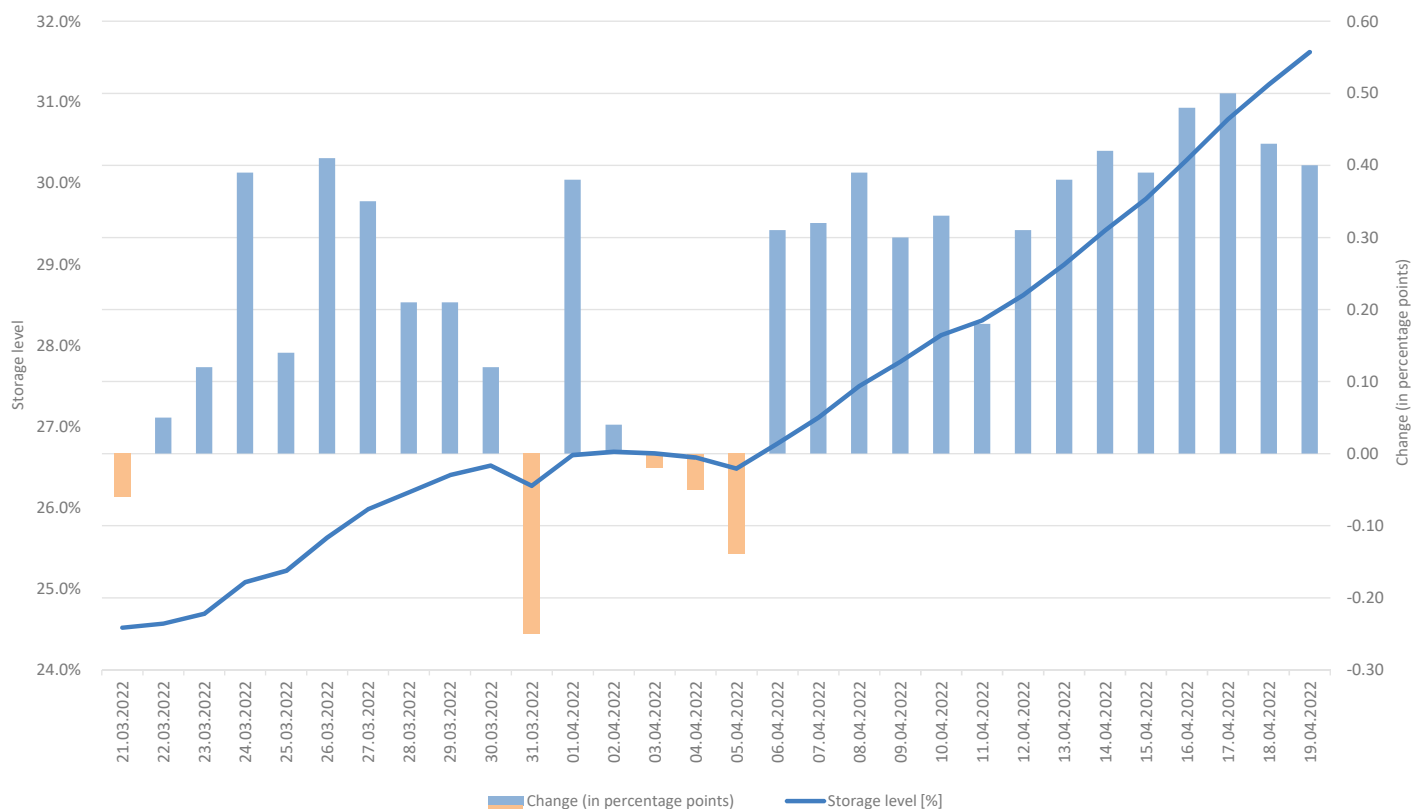
Development of storage levels in Germany¹

(%)



¹ Graph only shows levels of storage facilities located in Germany.

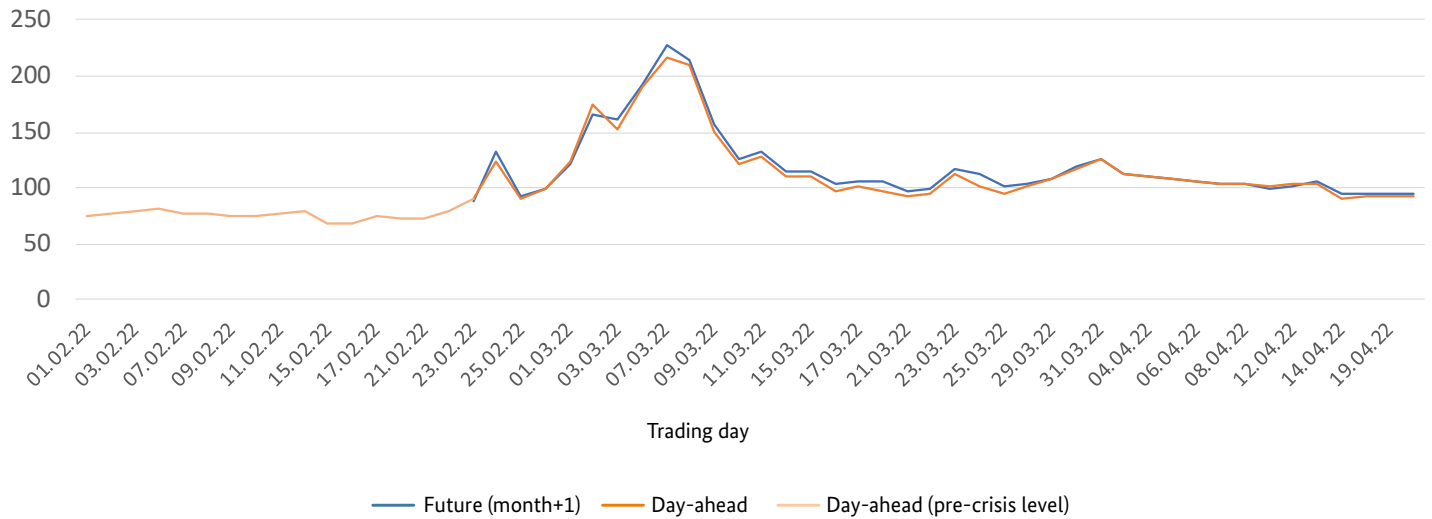
Gas storage levels in Germany: daily storage level and change in storage levels (percentage points)



3. Wholesale gas prices

Product	Current prices/values	Change from av prices/values of prev day	Av price 2022 up to 23.02.22	Change from av pre-crisis price	As at	Source
Gas [€/MWh]						
Day-ahead DE (THE)	92.43	0.2%	81.18	13.9%	20.04.2022 18:45	EEX
Day-ahead NL (TTF)	91.51	-0.4%	81.36	12.5%	20.04.2022 18:45	EEX
Future May/22 NL (TTF)	94.00	-0.2%	75.70	24.2%	21.04.2022 08:31	ICE

Gas price TTF, NL (daily settlement prices) (€/MWh)



Please note that the status report refers solely to the supply of gas. No conclusions can be drawn from it as to the availability of other energy sources such as crude oil and fuels.

Contact

If you have any questions or comments on the status report, please contact:

pressestelle@bnetza.de

You can find FAQs on the current gas supply situation here:

www.bnetza.de/current-gassupply