



Gas supply status report

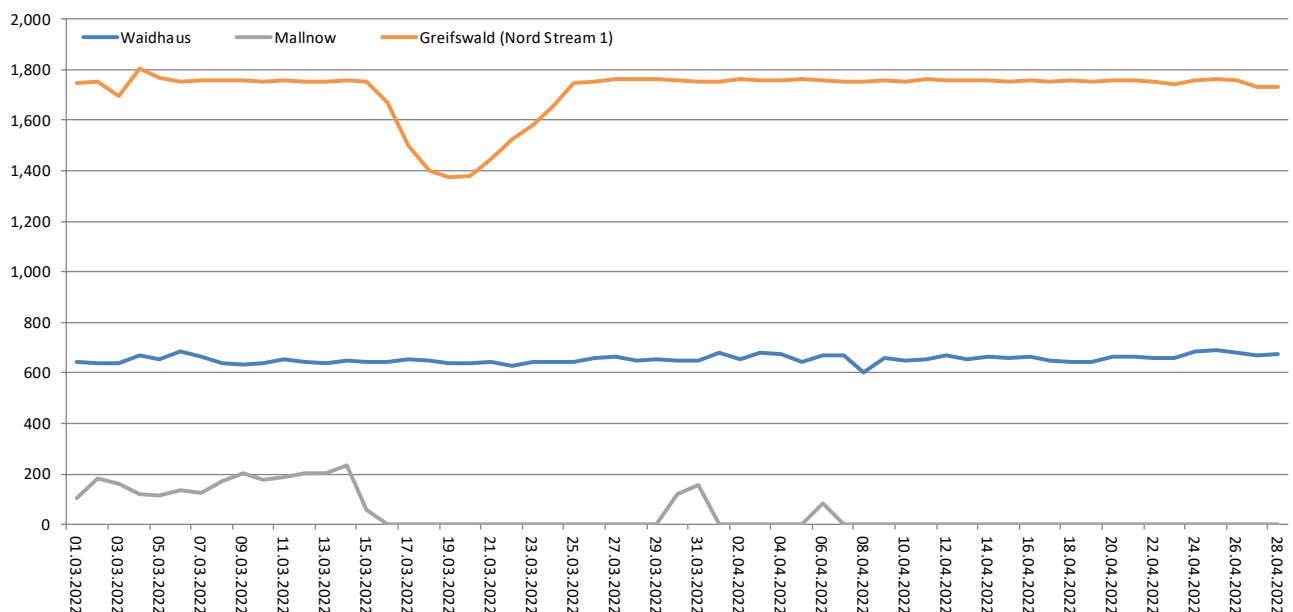
As at: 29 April 2022

- The security of supply in Germany is currently safeguarded.
- The halting of Russian gas deliveries to Poland and Bulgaria has thus far had no impact on the security of supply in Germany.
- Gas flows to Germany are at a normal level.
- According to information on hand, the supply situation in Poland and Bulgaria is stable because both countries are able to use other sources of supply at present. Neither country is declaring the early warning level (in the context of the emergency plan for gas), which also indicates that the supply situation is currently secure. In addition, no solidarity measures (under the EU SoS Regulation) are being requested at present.
- The Bundesnetzagentur is monitoring the situation very closely.
- Storage facilities are currently filled to levels comparable with those in 2017 and now significantly higher than in spring 2015, 2018 and 2021.

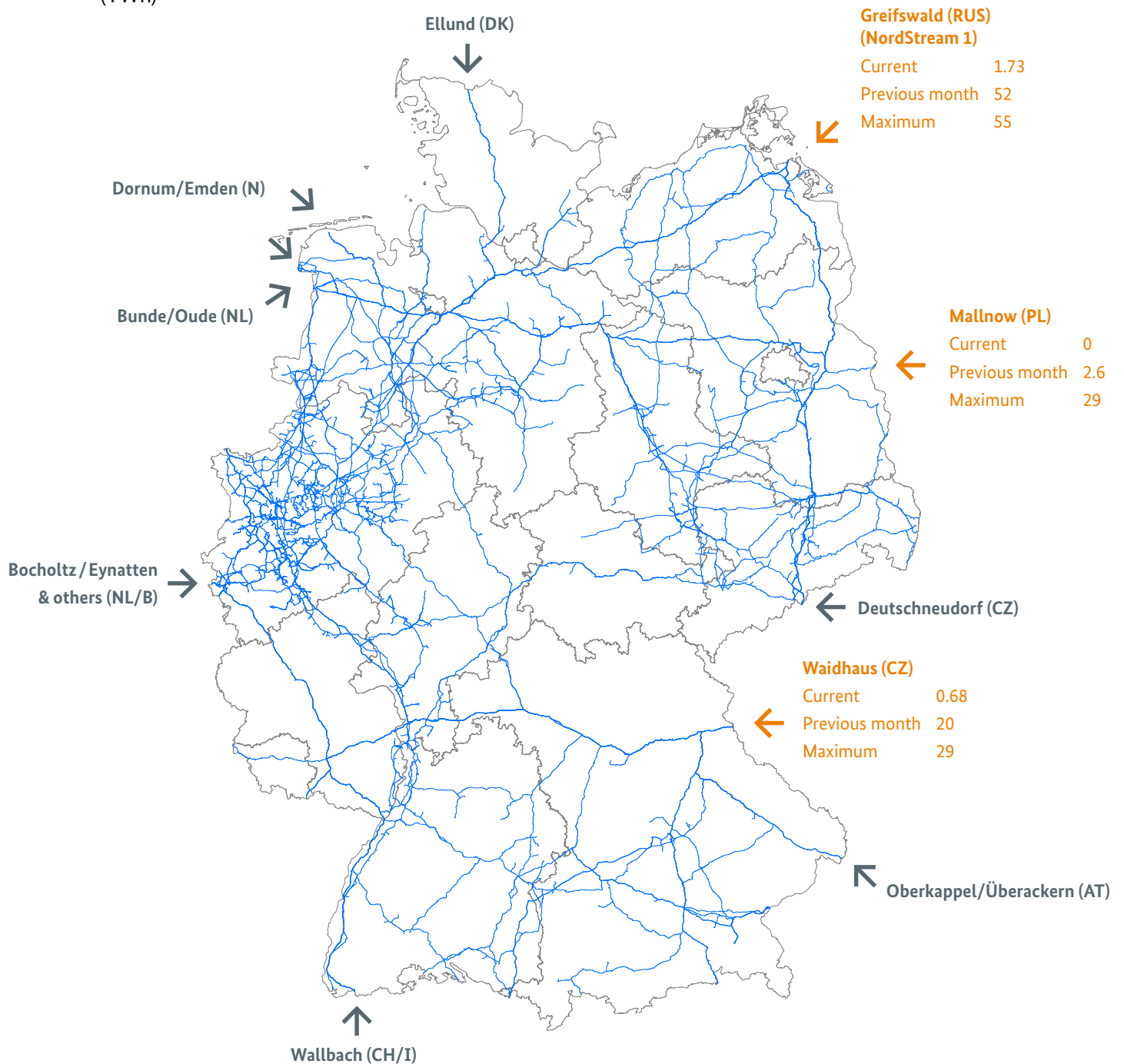
1. Delivery situation from Russia

Gas flows from Russia

(GWh/day)



Gas flows from Russia (TWh)



Legend

Overview of the major German cross-border interconnection points



Interconnection points for natural gas from Russia with gas flow data



Interconnection points for natural gas from other European countries without gas flow data

Current: Gas delivered in 24 hours from 6am of the previous day to 6am of the current day (TWh/day)

Previous month: Gas delivered in the previous calendar month (TWh/month)

Maximum: Technical capacity (TWh/month)

— Gas transmission lines in Germany

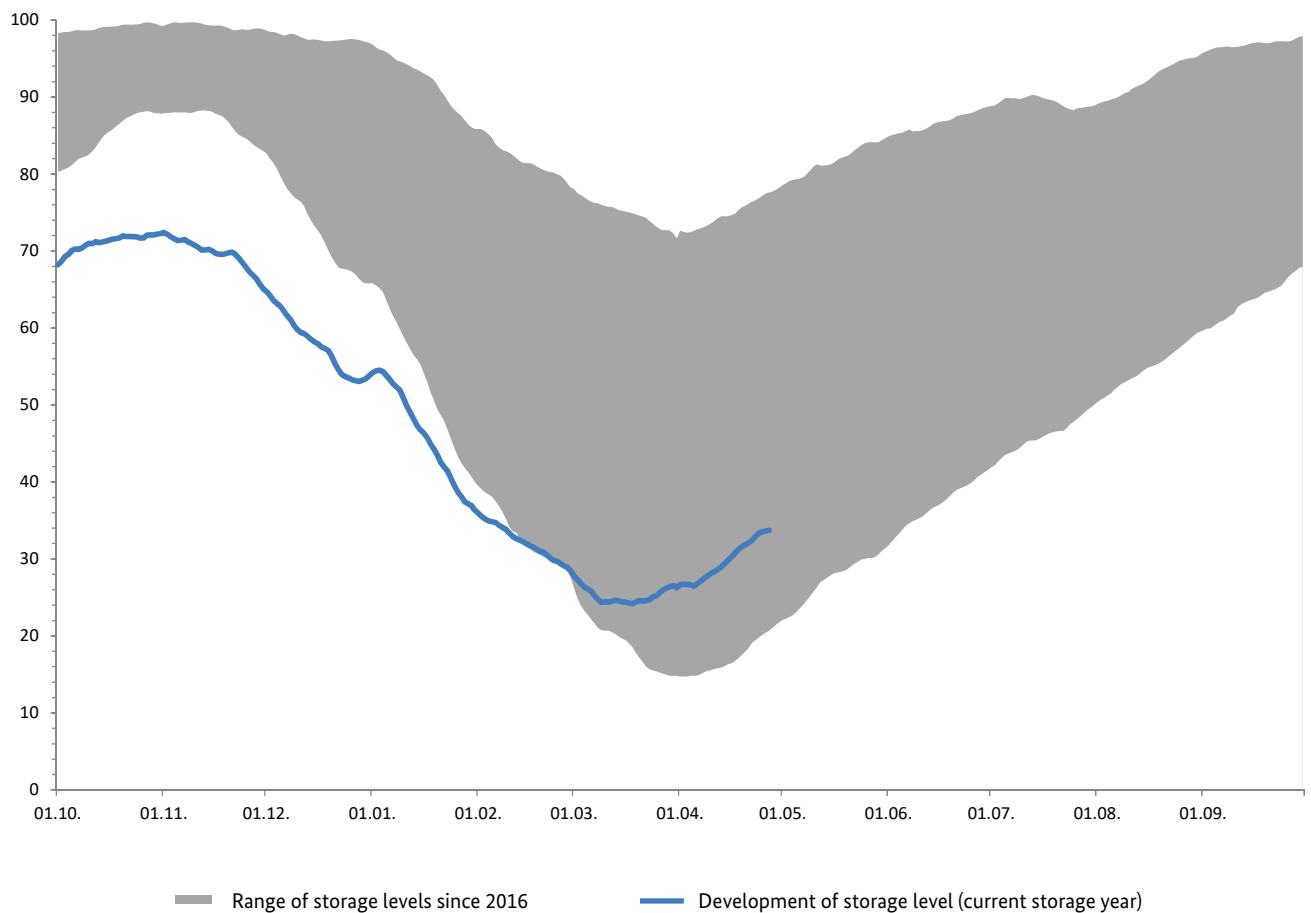
The German gas network is about 511,000 km long.

2. Storage levels

- More gas is being injected into storage than withdrawn from it overall, with the amounts injected relatively constant.
- 27 April 2022: 80.90 TWh (33.74 %)
[18 March 2022: 58.88 TWh (24.2%), 1 March 2022: 67.57 TWh (27.8%), 1 February 2022: 87.37 TWh (35.9%)].
- Since 18 March 2022, more gas has been injected into storage than withdrawn from it overall.
- Current storage levels are comparable with those in 2017 and now significantly higher than in spring 2015, 2018 and 2021.

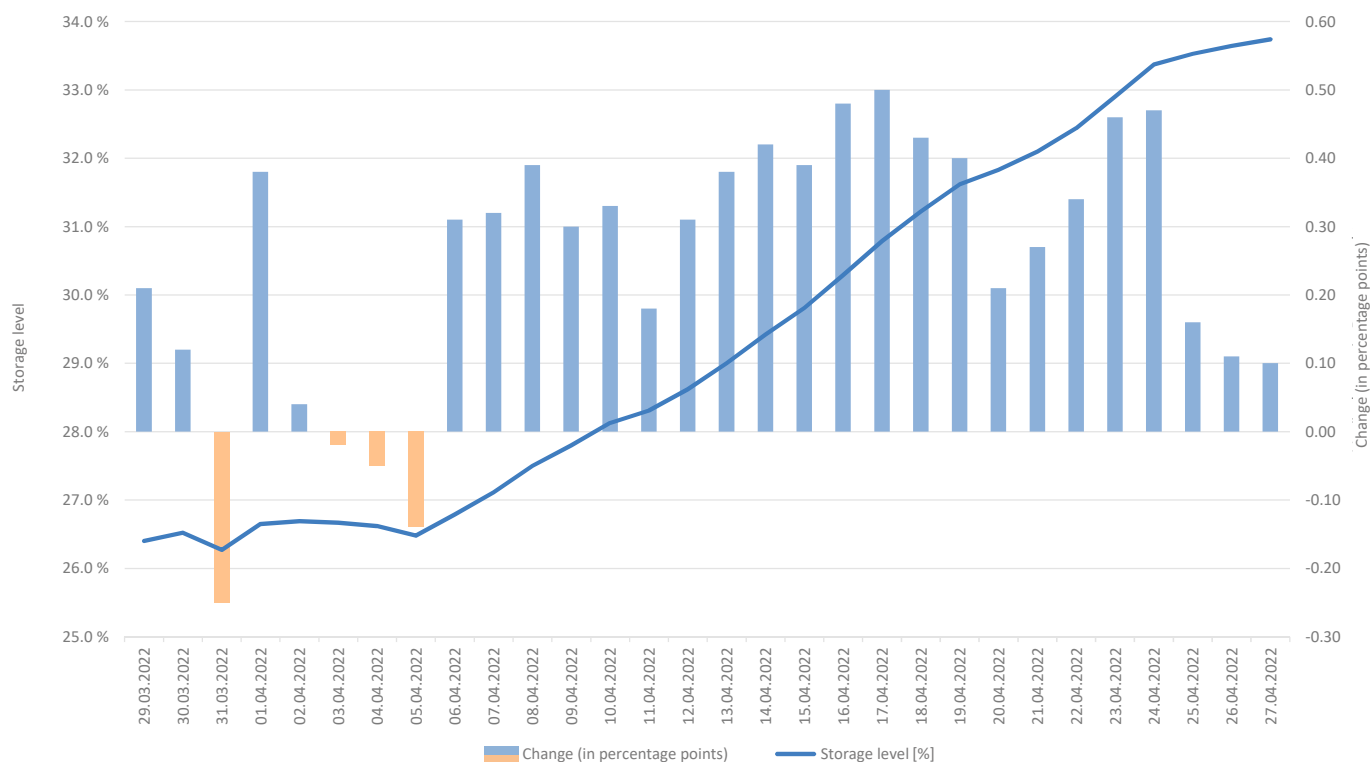
Development of storage levels in Germany¹

(%)



¹ Graph only shows levels of storage facilities located in Germany.

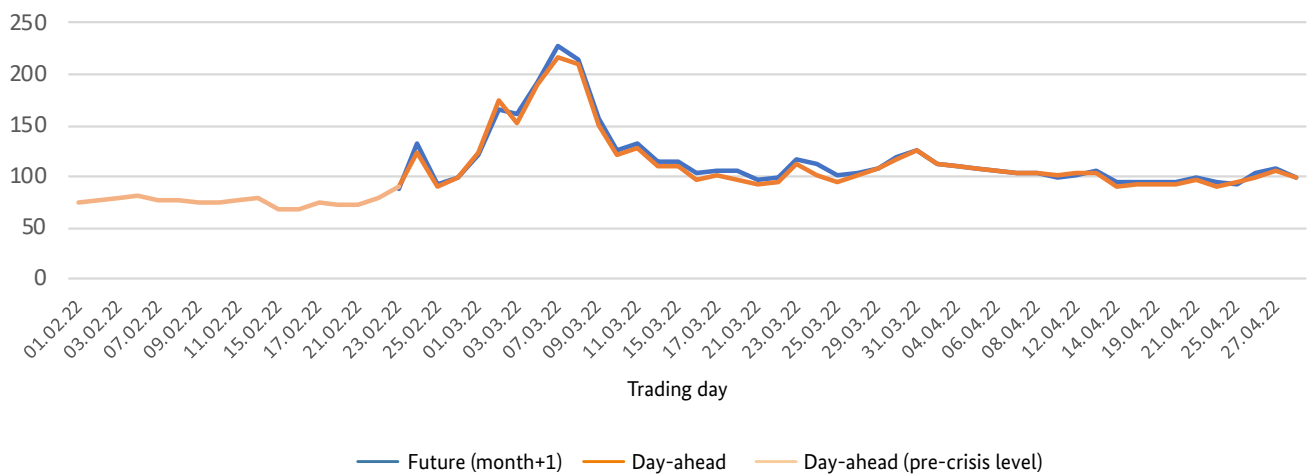
Gas storage levels in Germany: daily storage level and change in storage levels (percentage points)



3. Wholesale gas prices

Product	Current prices/values	Change from av prices/values of prev day	Av price 2022 up to 23.02.22	Change from av pre-crisis price	As at	Source
Gas [€/MWh]						
Day-ahead DE (THE)	99.18	-6.6%	81.18	22.2%	28.04.2022 18:45	EEX
Day-ahead NL (TTF)	99.27	-6.1%	81.36	22.0%	28.04.2022 18:45	EEX
Future May/22 NL (TTF)	97.01	-2.8%	74.43	30.3%	29.04.2022 08:30	ICE

Gas price TTF, NL (daily settlement prices) (€/MWh)



Please note that the status report refers solely to the supply of gas. No conclusions can be drawn from it as to the availability of other energy sources such as crude oil and fuels.

Contact

If you have any questions or comments on the status report, please contact:

pressestelle@bnetza.de

You can find FAQs on the current gas supply situation here:

www.bnetza.de/current-gassupply