



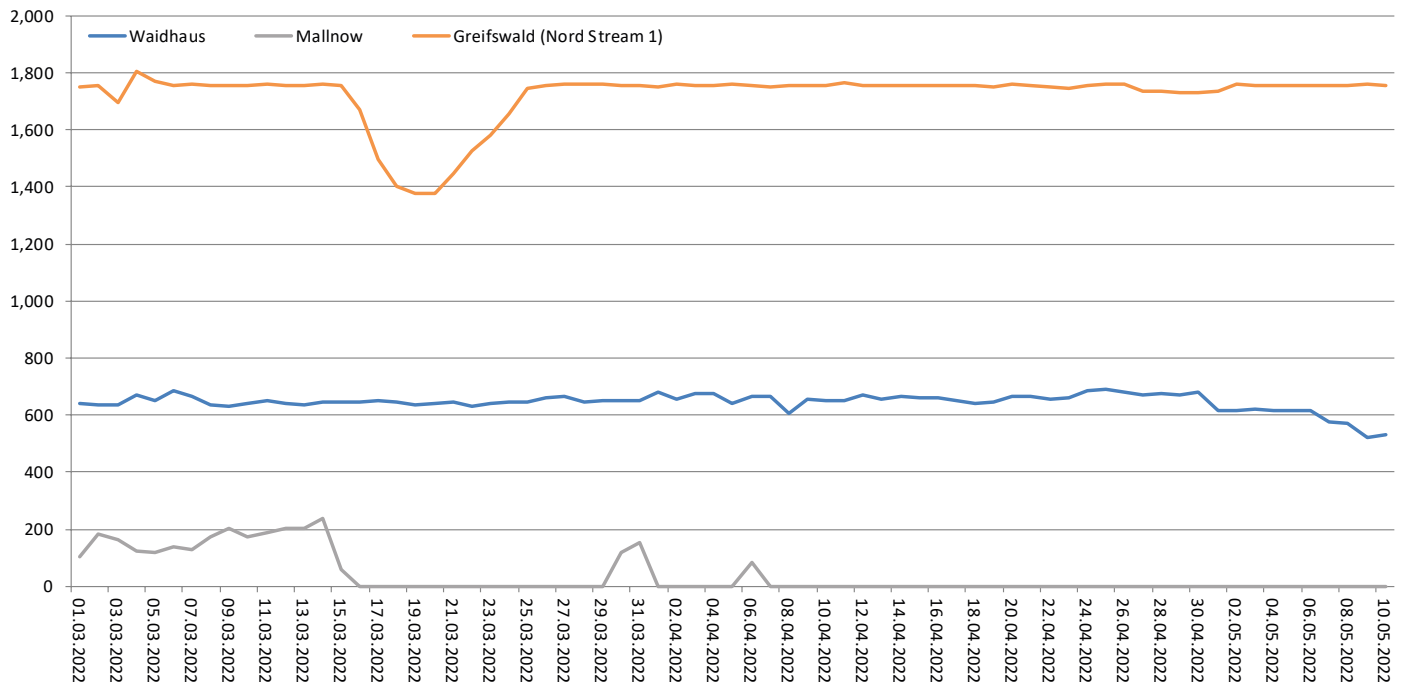
Gas supply status report

As at: 11 May 2022

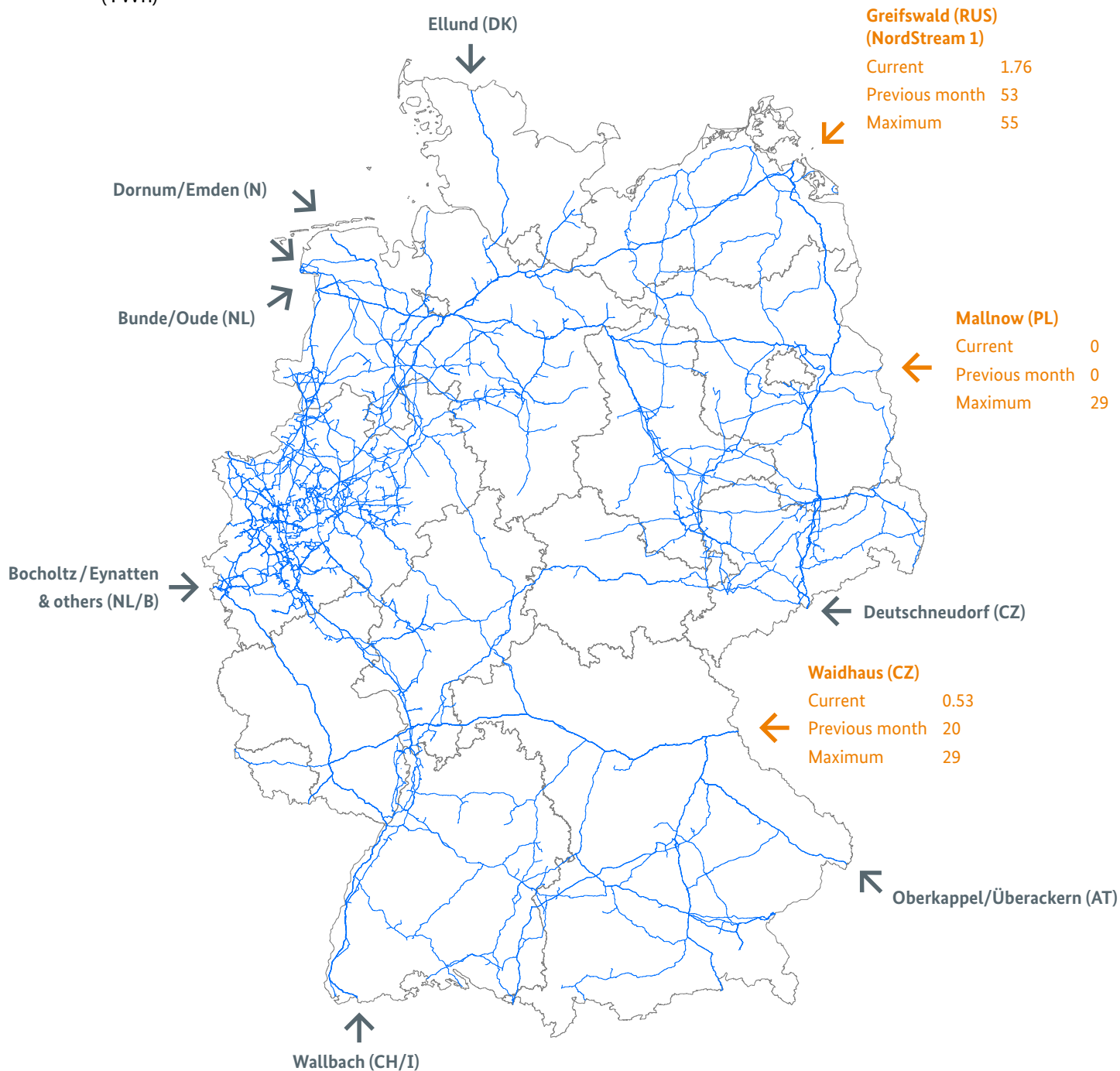
- The Bundesnetzagentur is very closely monitoring possible effects for Germany and Europe of the reduction in gas transit flows through Ukraine.
- The gas supply in Germany is stable. The security of supply continues to be safeguarded.
- The volumes of gas flowing through Ukraine to Waidhaus in Germany are a good 25% down on yesterday as a result of the reduction in transit flows. These volumes are currently being balanced out by higher volumes from Norway and the Netherlands, in particular.
- There is currently no significant increase in the wholesale prices.
- Current storage levels at the storage facilities are now in some cases significantly higher than in spring 2015, 2017, 2018 and 2021.

1. Delivery situation from Russia

Gas flows from Russia
(GWh/day)



Gas flows from Russia (TWh)



Legend

Overview of the major German cross-border interconnection points



Interconnection points for natural gas from Russia with gas flow data



Interconnection points for natural gas from other European countries without gas flow data

Current:

Gas delivered in 24 hours from 6am of the previous day to 6am of the current day (TWh/day)



Gas transmission lines in Germany

Previous month:

Gas delivered in the previous calendar month (TWh/month)

The German gas network is about 511,000 km long.

Maximum:

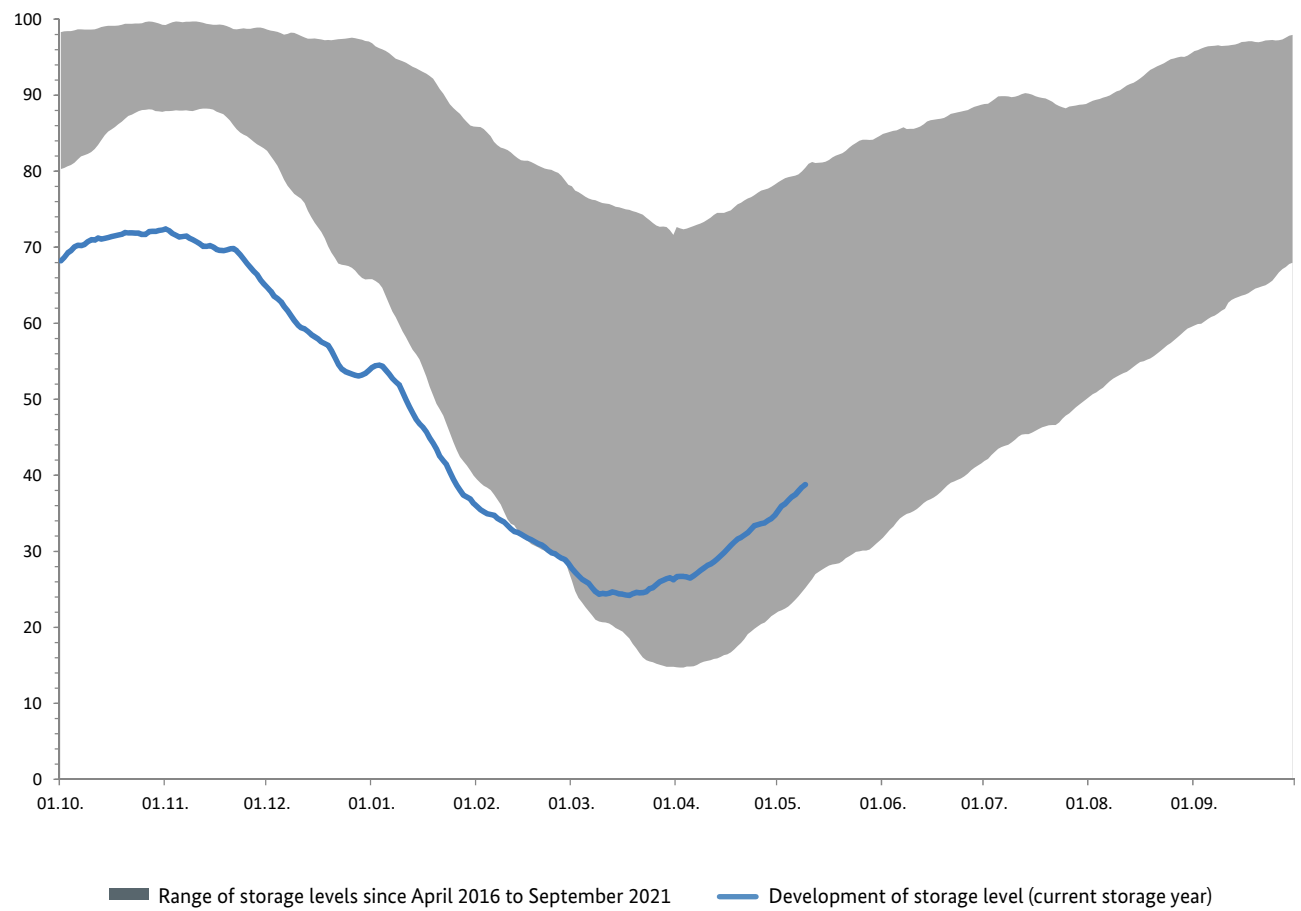
Technical capacity (TWh/month)

2. Storage levels

- Gas is currently being injected into storage.
- 9 May 2022: 92.39 TWh (38.77%)
[1 April 2022: 64.26 TWh (26.7%), 1 March 2022: 67.57 TWh (27.8%), 1 February 2022: 87.37 TWh (35.9%)].
- Since 18 March 2022 more gas has been injected into storage than withdrawn from it overall.
- Current storage levels are now in some cases significantly higher than in spring 2015, 2017, 2018 and 2021.

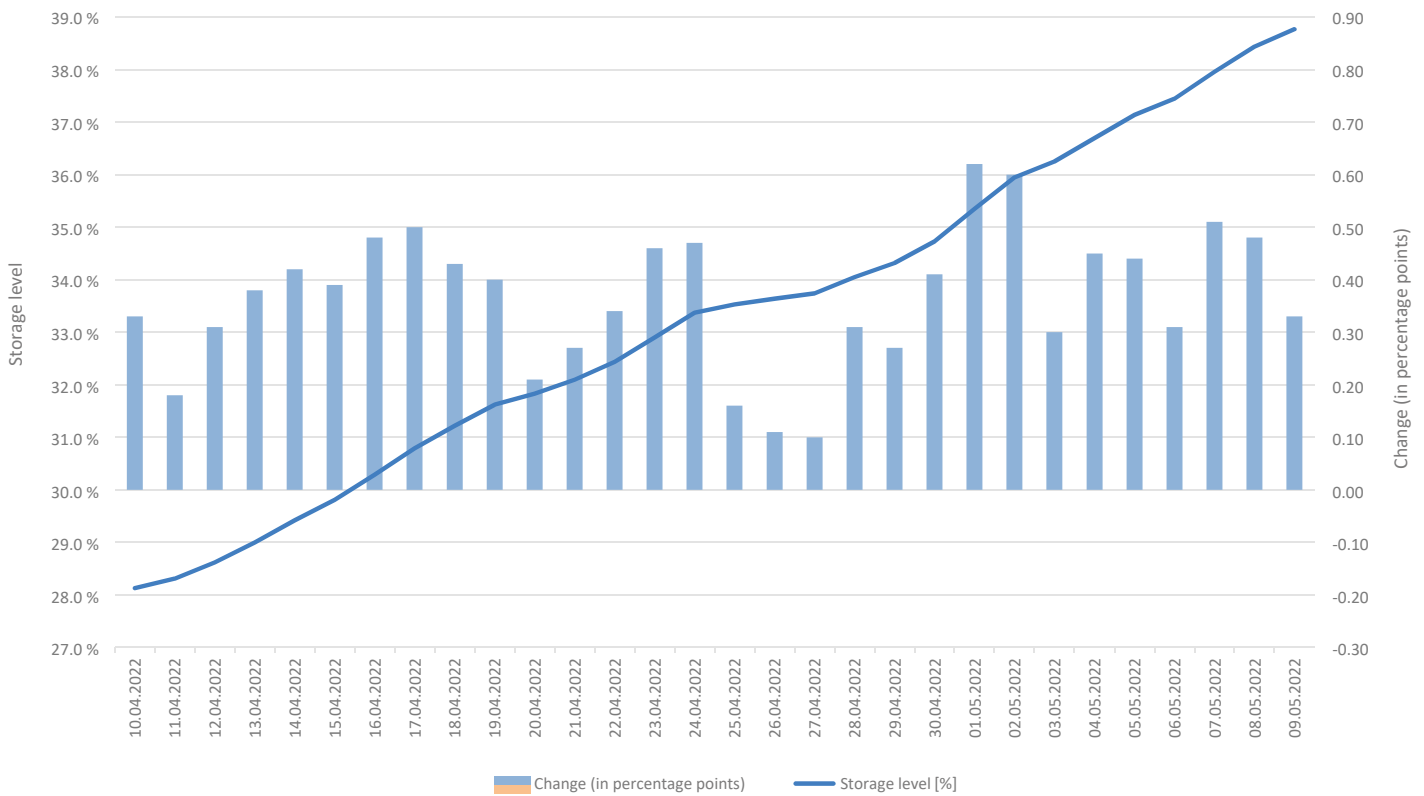
Development of storage levels in Germany¹

(%)



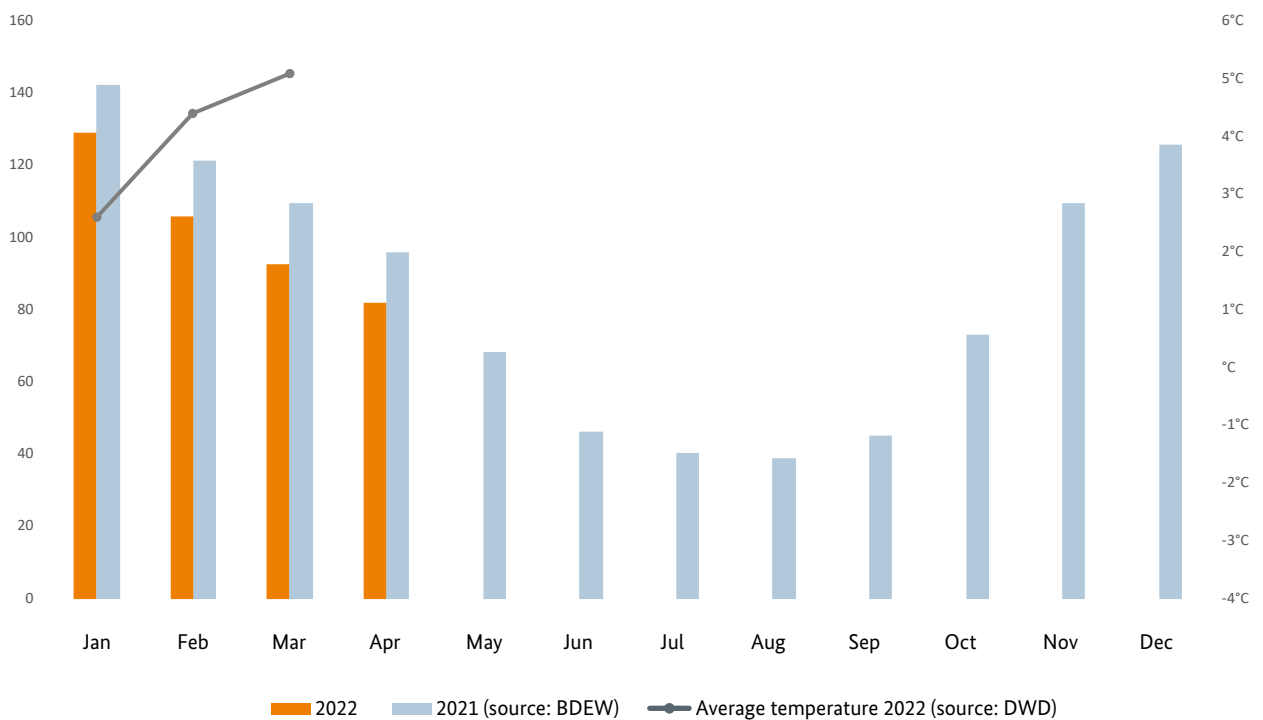
¹ Graph only shows levels of storage facilities located in Germany.

Gas storage levels in Germany: daily storage level and change in storage levels (percentage points)



3. Consumption of natural gas

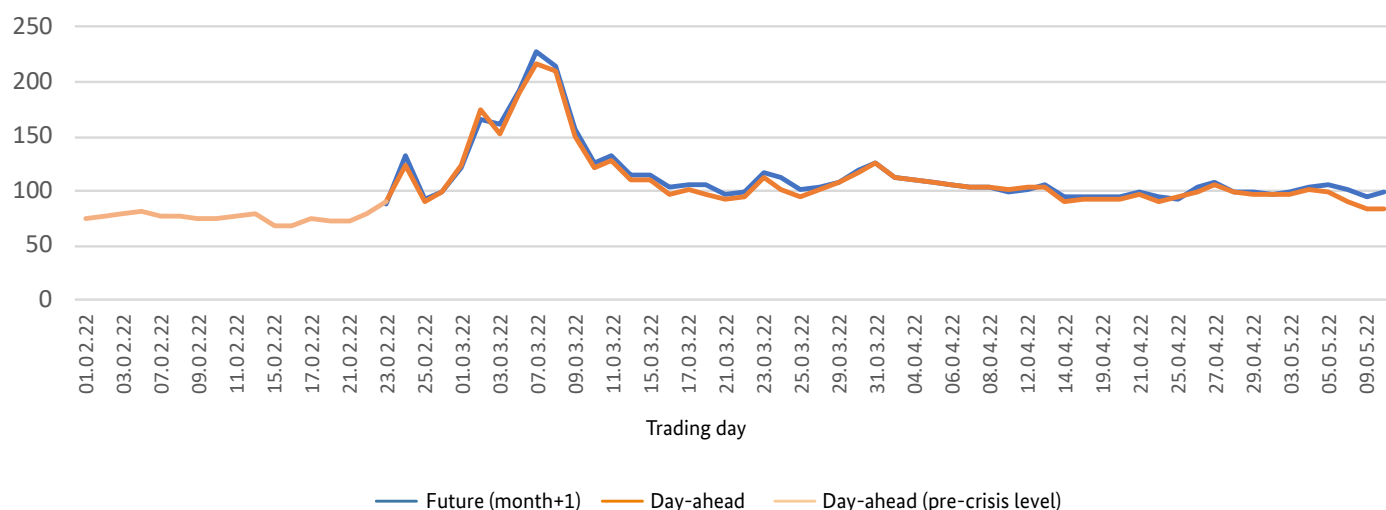
Monthly consumption of natural gas in Germany TWh/month



4. Wholesale gas prices

Product	Current prices/values	Change from av prices/values of prev day	Av price 2022 up to 23.02.22	Change from av pre-crisis price	As at	Source
Gas [€/MWh]						
Day-ahead DE (THE)	83.93	0.1%	81.18	3.4%	10.05.2022 18:45	EEX
Day-ahead NL (TTF)	84.21	-0.2%	81.36	3.5%	10.05.2022 18:45	EEX
Future June/22 NL (TTF)	100.00	1.2%	74.43	34.4%	11.05.2022 08:22	ICE

Gas price TTF, NL (daily settlement prices)
(€/MWh)



Please note that the status report refers solely to the supply of gas. No conclusions can be drawn from it as to the availability of other energy sources such as crude oil and fuels.

Contact

If you have any questions or comments on the status report, please contact:

pressestelle@bnetza.de

You can find FAQs on the current gas supply situation here:

www.bnetza.de/current-gassupply