



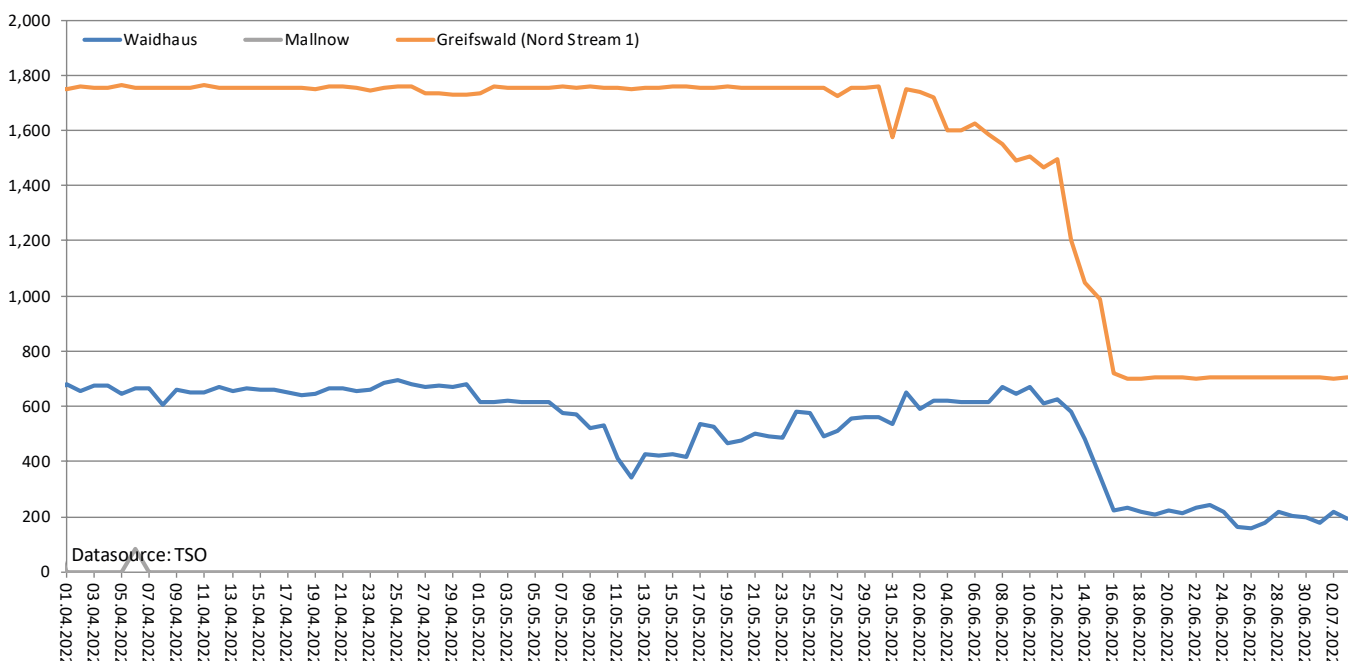
# Gas supply status report

As at: 12pm, 4 July 2022

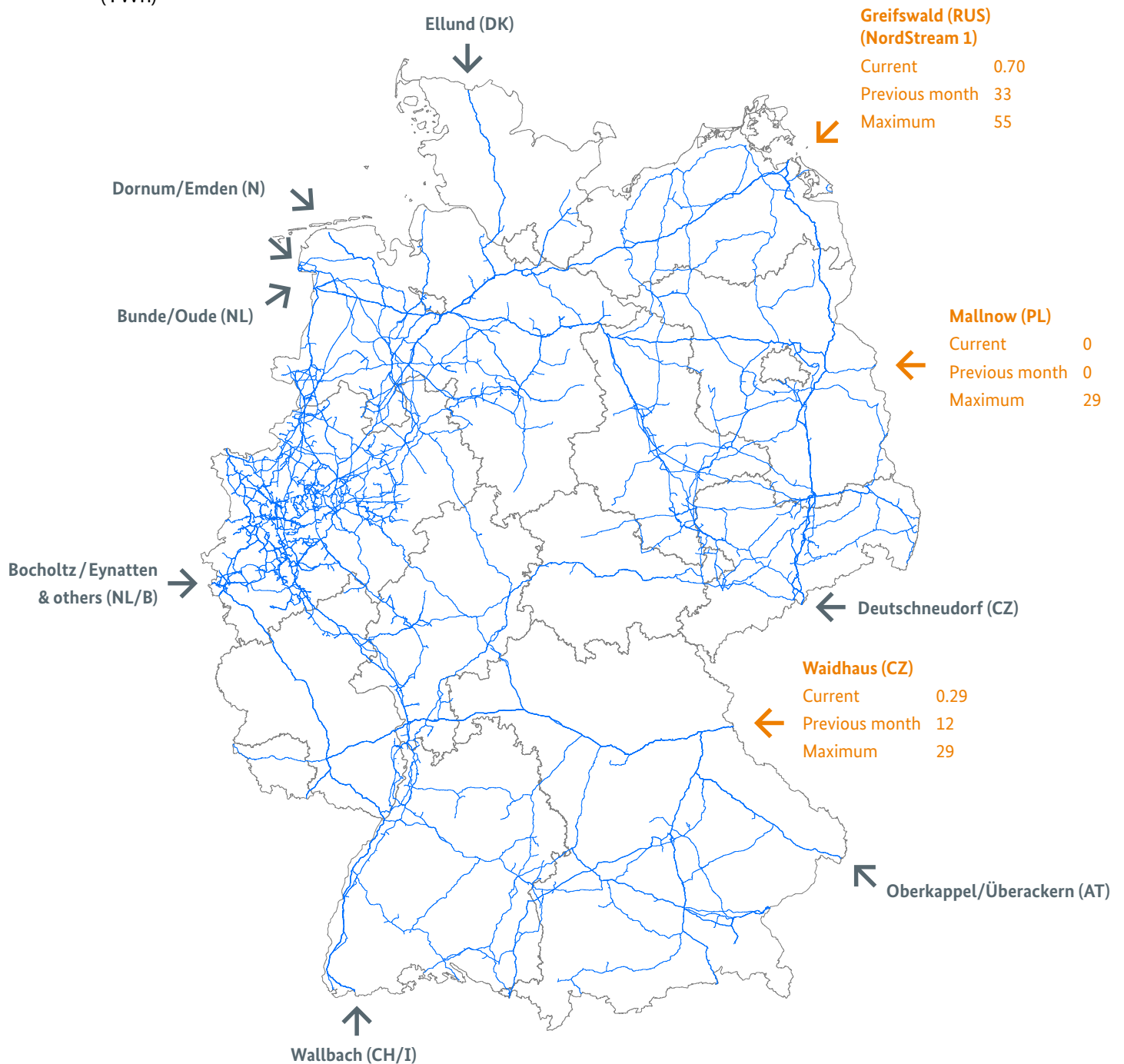
- The Federal Ministry for Economic Affairs and Climate Action (BMWK) has declared the alert level of the gas emergency plan. The Bundesnetzagentur is monitoring the situation very closely and is in constant contact with the companies in the gas industry.
- The situation is tense and a worsening of the situation cannot be ruled out. The gas supply in Germany is, however, currently stable. At present, the security of supply in Germany continues to be safeguarded.
- Overall, gas continues to be injected into storage. The storage facility in Wolfersberg (Bavaria) has been being filled since 27 June. Current storage levels at the storage facilities in Germany are 61.85%. The storage level at the Rehden facility is 21.33%.
- Gas flows from the Nord Stream 1 pipeline are currently at about 40% of their maximum capacity. If Russian gas supplies via the Nord Stream 1 pipeline remain at this low level, it will hardly be possible to achieve a storage level of 90% by November without additional measures. The reduction is also affecting the transfer of gas to other European countries such as France, Austria and the Czech Republic.
- The companies affected by the missing deliveries can currently procure these volumes elsewhere on the market at considerably higher prices. As a result of the supply reduction, wholesale prices have increased significantly and have recently remained at a high level.
- Companies and private consumers must expect a considerable increase in gas prices. The Bundesnetzagentur expressly supports the call to save as much gas as possible.

## 1. Delivery situation from Russia

### Gas flows from Russia (GWh/day)



## Gas flows from Russia (TWh)



### Legend

Overview of the major German cross-border interconnection points

**Orange arrow:** Interconnection points for natural gas from Russia with gas flow data

**Current:** Gas delivered in 24 hours from 6am of the previous day to 6am of the current day (TWh/day)

**Previous month:** Gas delivered in the previous calendar month (TWh/month)

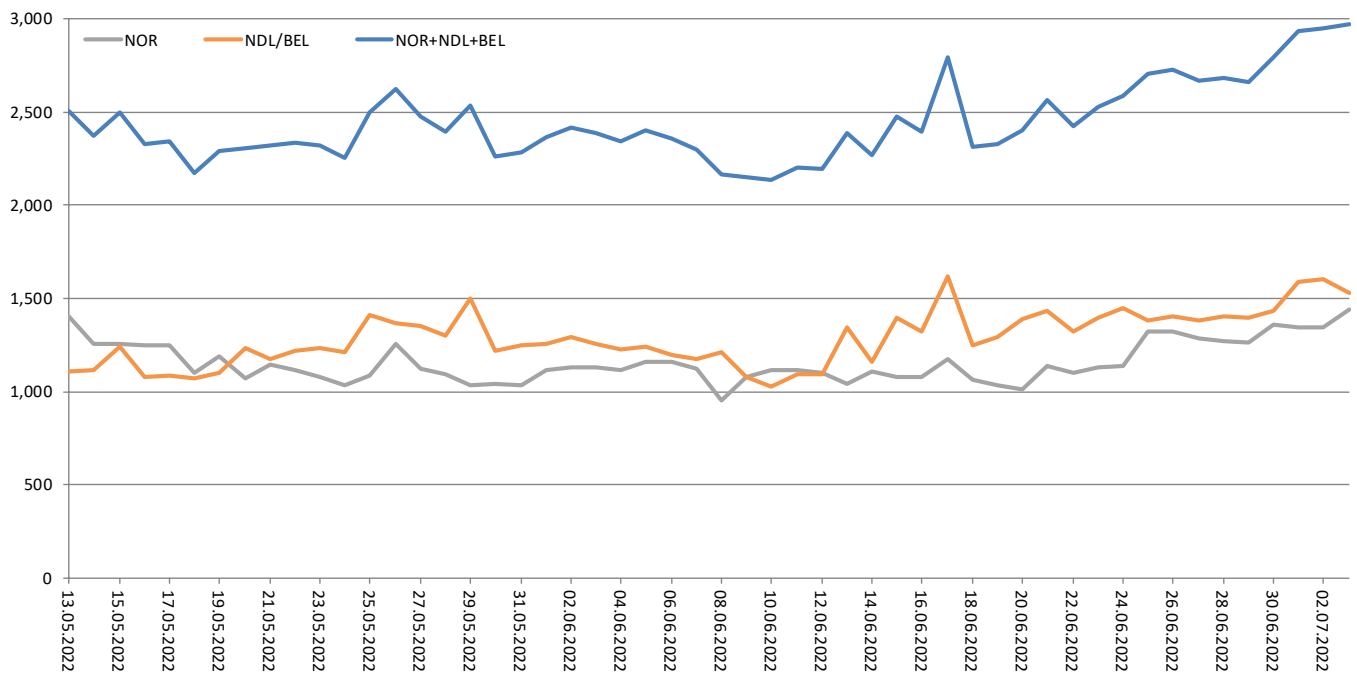
**Maximum:** Technical capacity (TWh/month)

**Grey arrow:** Interconnection points for natural gas from other European countries without gas flow data

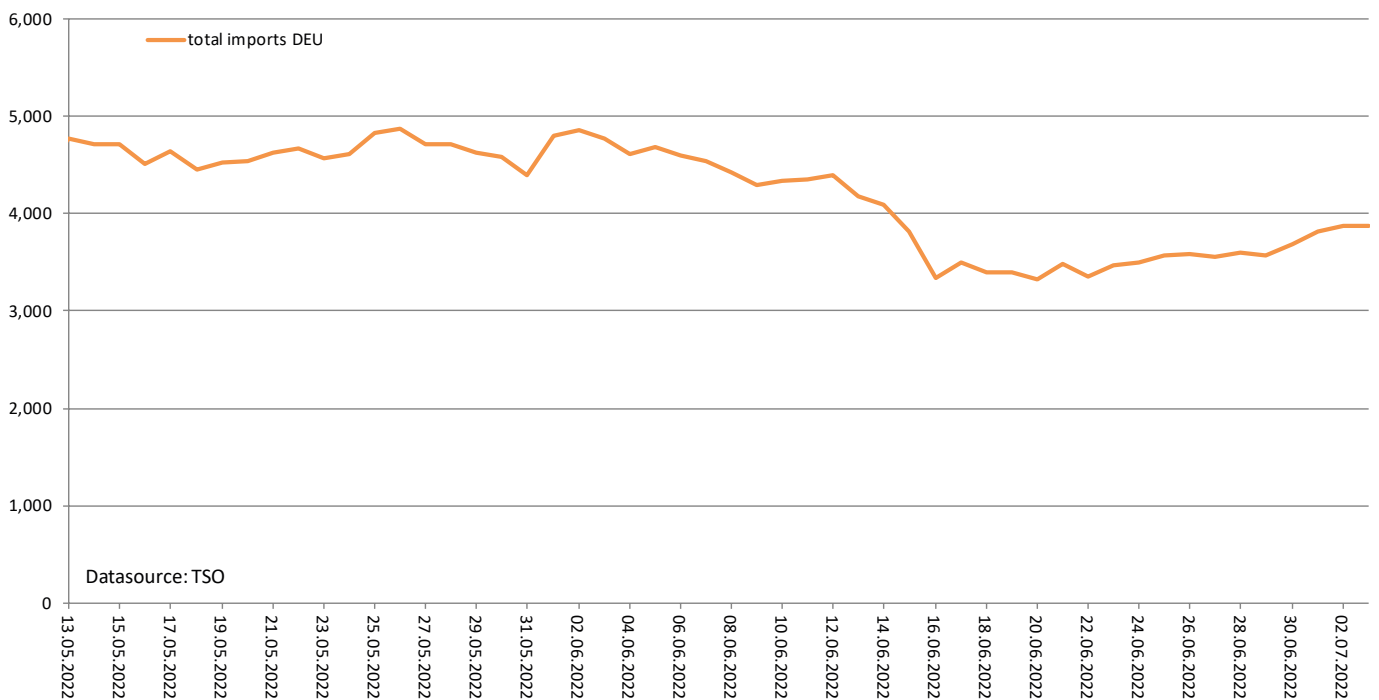
**Blue line:** Gas transmission lines in Germany

**The German gas network is about 511,000 km long.**

## Gas flows from Norway, the Netherlands and Belgium (GWh/day)



## Gas imports to Germany (GWh/day)

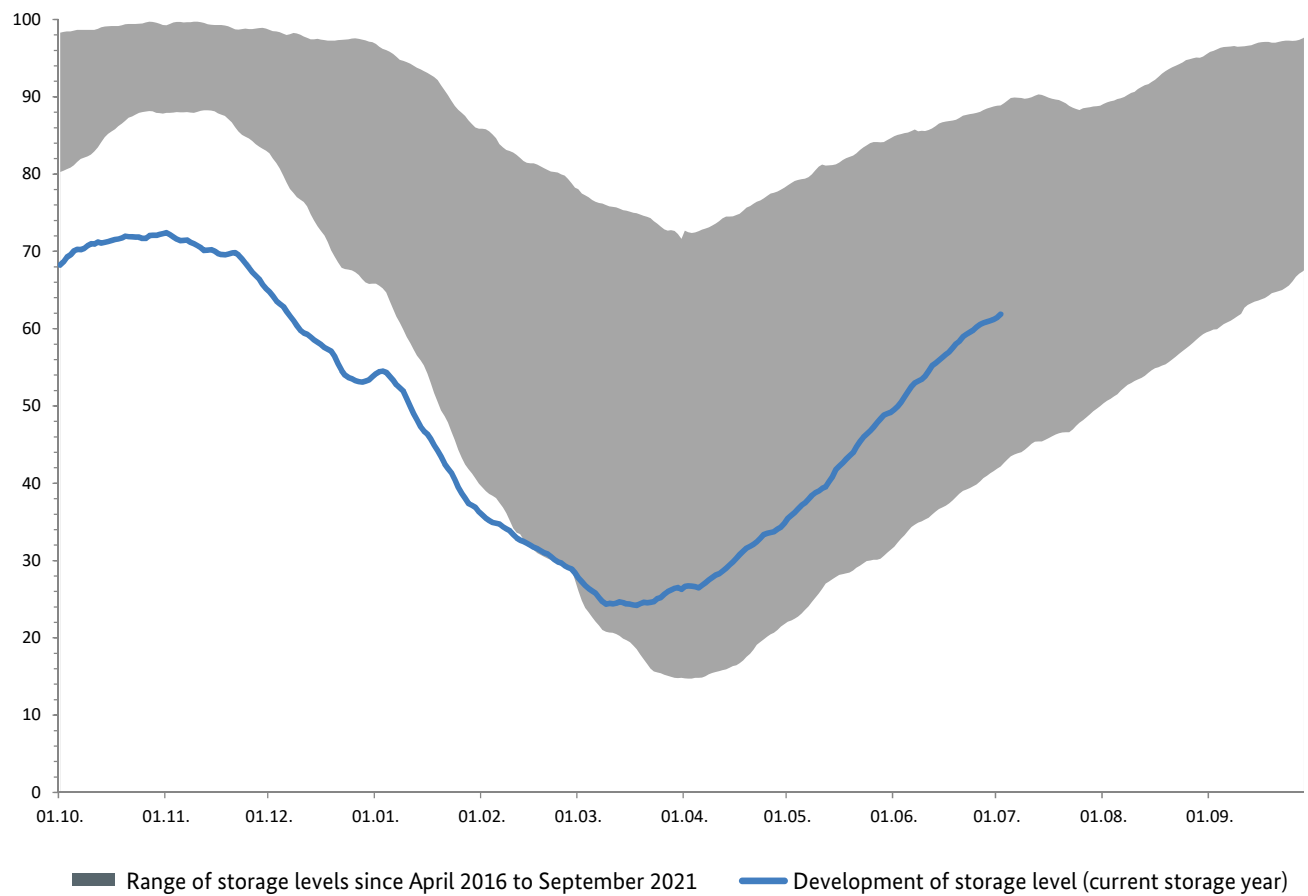


## 2. Storage levels

- Gas is currently being injected into storage.
- 2 July 2022: 150.20 TWh (61.85%)  
[1 April 2022: 64.26 TWh (26.7%), 1 March 2022: 67.57 TWh (27.8%), 1 February 2022: 87.37 TWh (35.9%)].
- Since 18 March 2022 more gas has been injected into storage than withdrawn from it overall.
- Current storage levels are now in some cases significantly higher than in 2015, 2017, 2018 and 2021.

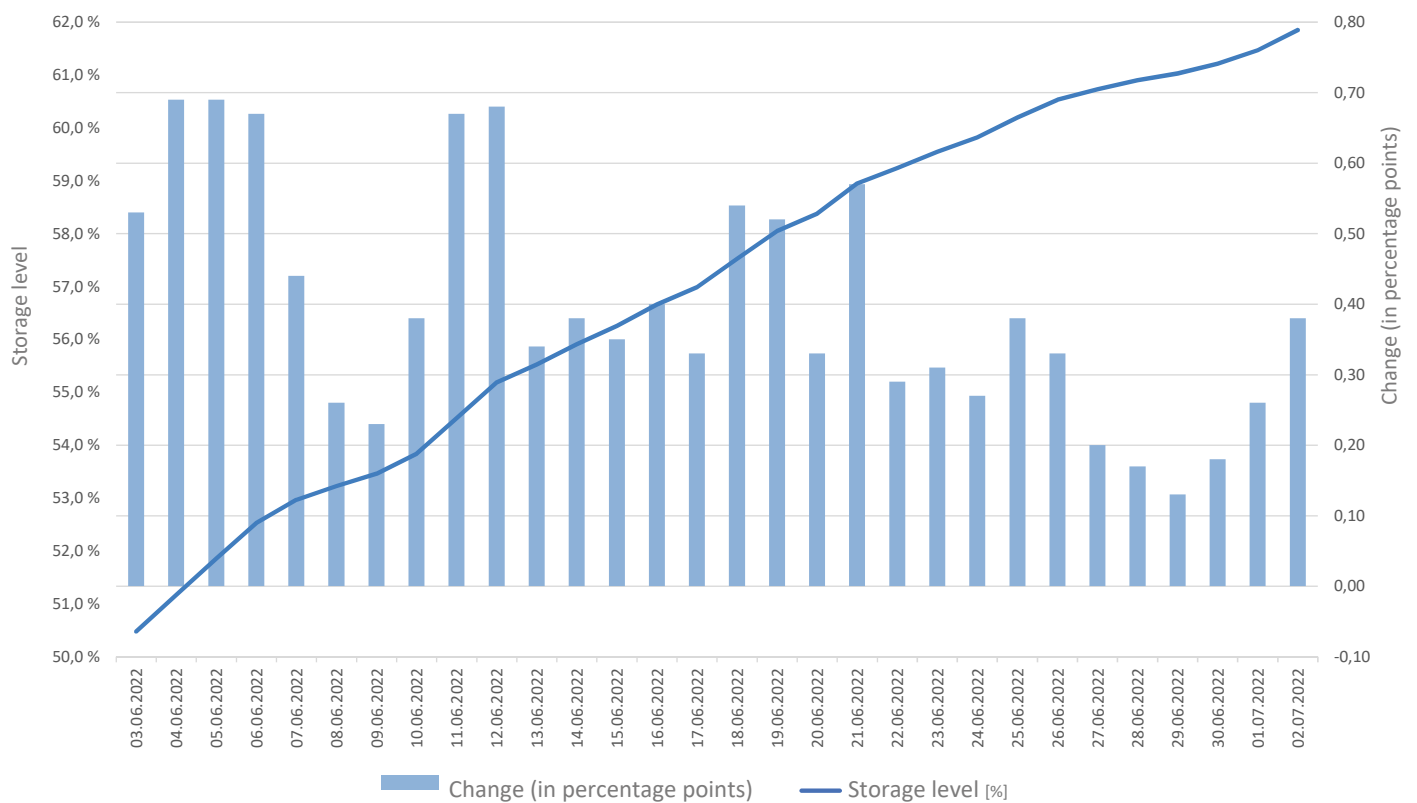
### Development of storage levels in Germany<sup>1</sup>

(%)



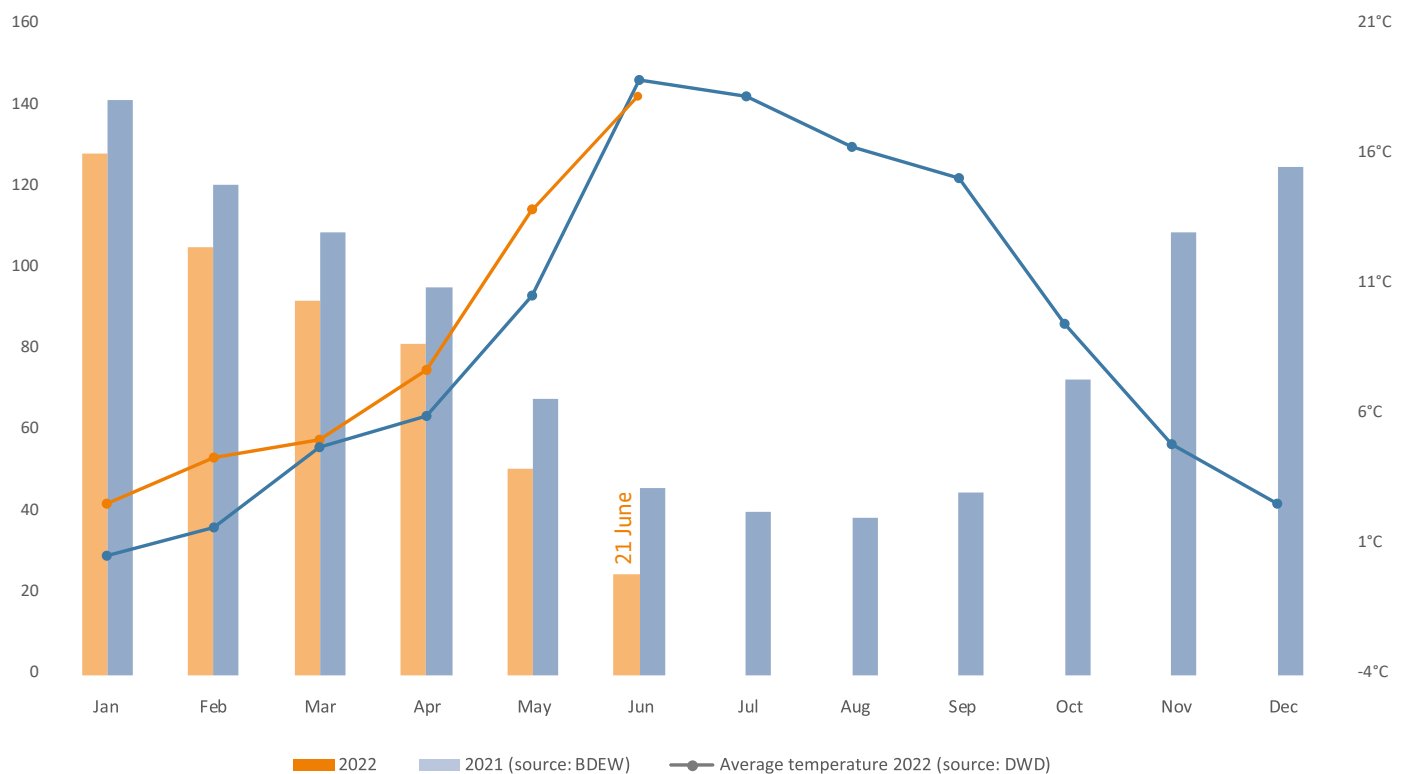
<sup>1</sup> Graph only shows levels of storage facilities located in Germany.

### Gas storage levels in Germany: daily storage level and change in storage levels (percentage points)



### 3. Consumption of natural gas

#### Monthly consumption of natural gas in Germany (TWh/month)



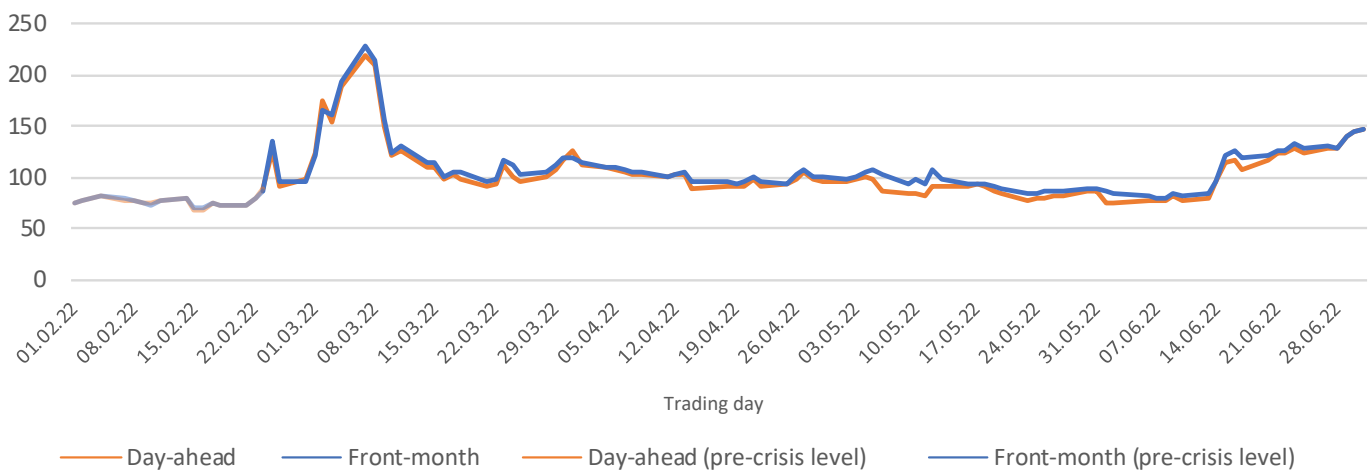
Gas consumption is updated in the middle and at the end of each month.

## 4. Wholesale gas prices

Product	Current prices/values	Change from av prices/values of prev day	Av price 2022 up to 23.02.22	Change from av pre-crisis price	As at	Source
<b>Gas [€/MWh]</b>						
Day-Ahead DE (THE)	147.92	0.1%	81.18	82.2%	01.07.2022 18:45	EEX
Future August/22 NL (TTF)*	147.50	-0.2%	74.19	98.8%	04.07.2022 08:43	ICE
Future Q4/22 DE (THE)	158.80	2.3%	76.08	108.7%	01.07.2022 18:45	EEX
Future Year/23 DE (THE)	118.02	2.2%	50.65	133.0%	01.07.2022 18:45	EEX

\* Price change overnight

### Gas price THE, DE (daily settlement prices) (€/MWh)



Please note that the status report refers solely to the supply of gas. No conclusions can be drawn from it as to the availability of other energy sources such as crude oil and fuels.

Here you can find a description of market instruments that can help to reduce industrial gas consumption:

[www.bundesnetzagentur.de/marketmeasures](http://www.bundesnetzagentur.de/marketmeasures)

## Contact

If you have any questions or comments on the status report, please contact:

[pressestelle@bnetza.de](mailto:pressestelle@bnetza.de)

You can find FAQs on the current gas supply situation here:

[www.bnetza.de/current-gassupply](http://www.bnetza.de/current-gassupply)

This report does not constitute a determination by the Bundesnetzagentur within the meaning of section 24(1) sentence 1 of the German Energy Security of Supply Act (EnSiG).