



# Gas supply status report

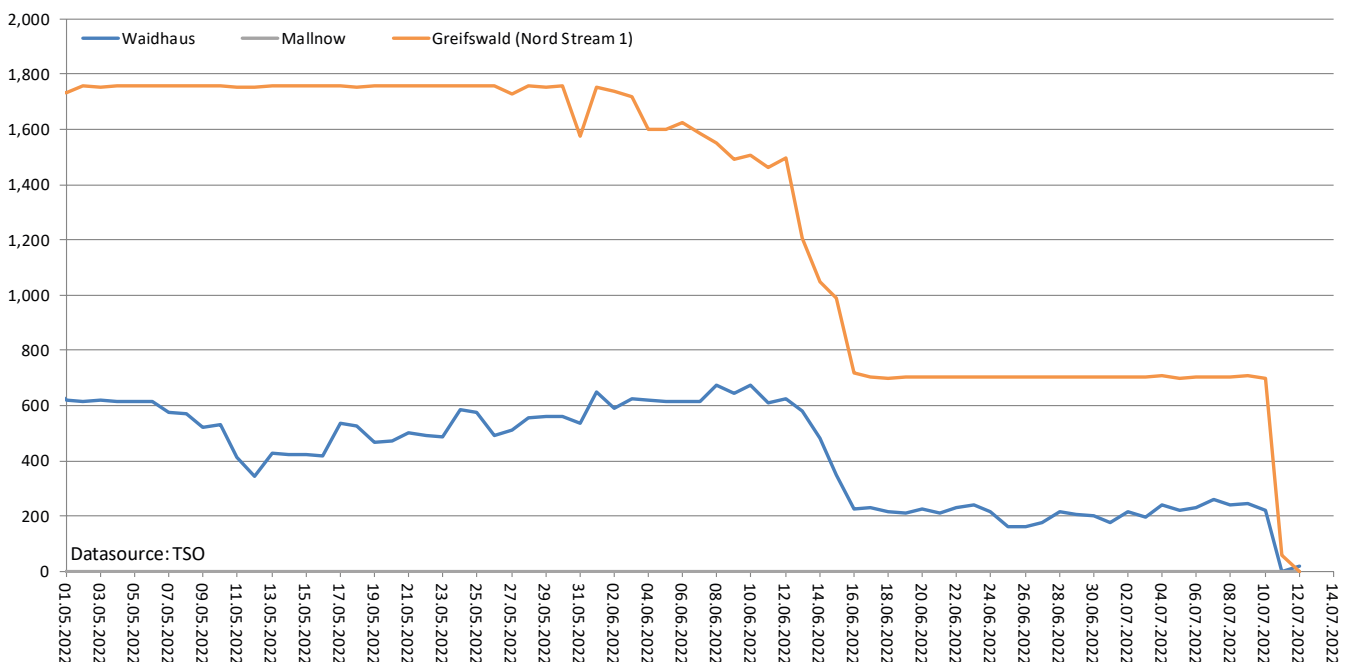
As at: 1pm, 13 July 2022

- Since 23 June 2022 the alert level of the gas emergency plan has been in place.
- The situation is tense and a worsening of the situation cannot be ruled out. The gas supply in Germany is, however, currently stable. At present, the security of supply in Germany continues to be safeguarded.
- On the basis of corrected data reports for the period from 7 to 11 July 2022, the total storage level in Germany is currently 64.6% (12 July 2022: 64.9%). The storage level at the Rehden facility is 28.37% (12 July 2022: 27.65%).
- Nord Stream AG has been carrying out maintenance on Nord Stream 1 since 11 July. Gas flows from the Nord Stream 1 pipeline are therefore currently at zero percent. The maintenance work is scheduled until 21 July. During this period, no gas will be delivered through the Nord Stream 1 pipeline from Russia to Germany. Maintenance work on the pipeline takes place annually and was announced. The market thus expects that less gas can be injected into storage. The gas flow situation is stable and network operators have not reported any disruptions.
- No gas can currently be transported via the Nord Stream 1 pipeline due to maintenance work on the pipeline. Alternative transport routes such as the Yamal pipeline and the Ukraine route are available but are not being used.
- As a result of the supply reduction, wholesale prices have increased significantly and have recently remained at a high level.
- Companies and private consumers must expect a considerable increase in gas prices.

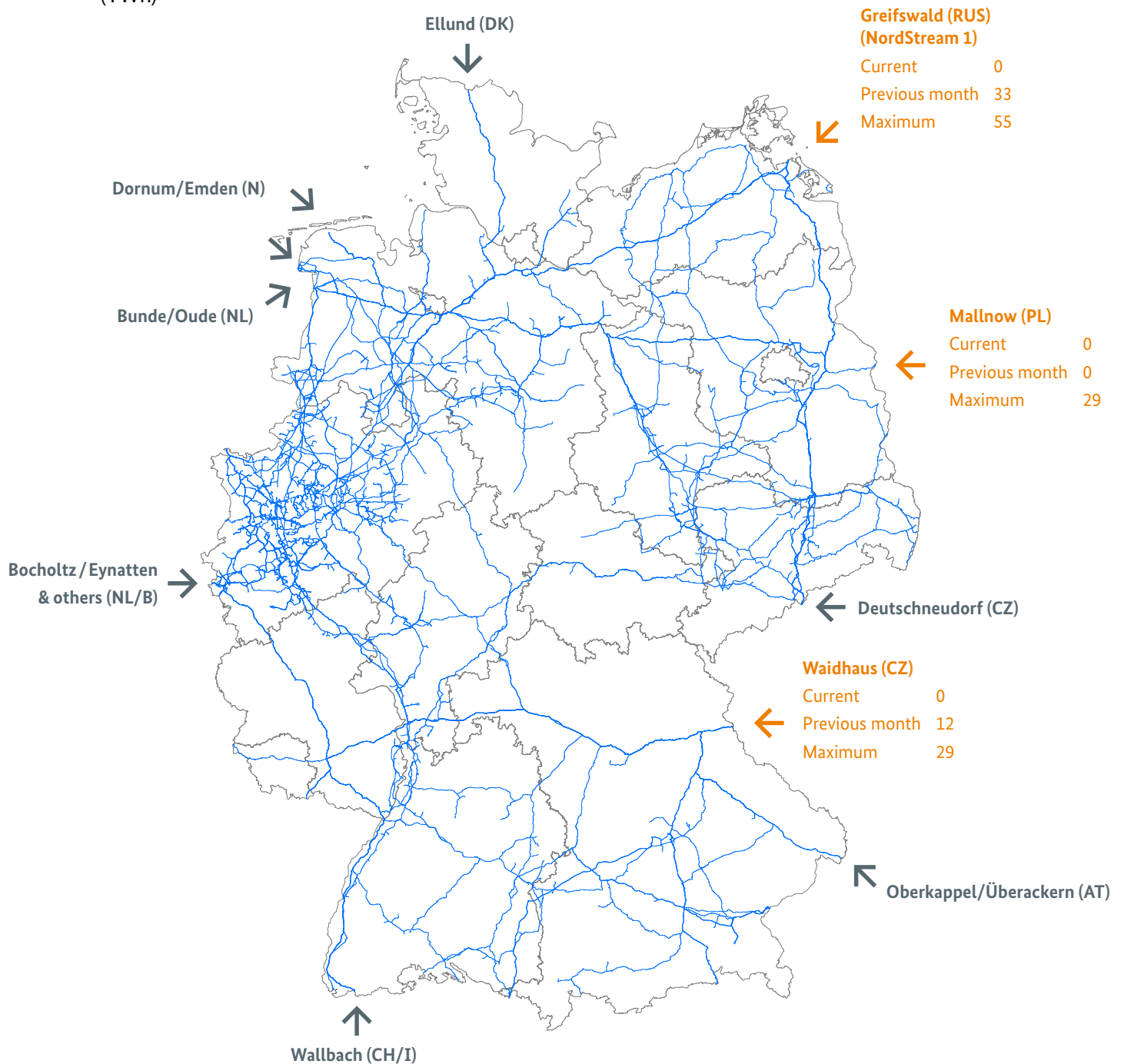
## 1. Delivery situation from Russia

### Gas flows from Russia

(GWh/day)



## Gas flows from Russia (TWh)



### Legend

Overview of the major German cross-border interconnection points



Interconnection points for natural gas from Russia  
with gas flow data



Interconnection points for natural gas  
from other European countries without  
gas flow data

**Current:**

Gas delivered in 24 hours from 6am of the  
previous day to 6am of the current day (TWh/day)

**Previous month:**

Gas delivered in the previous calendar month  
(TWh/month)

**Maximum:**

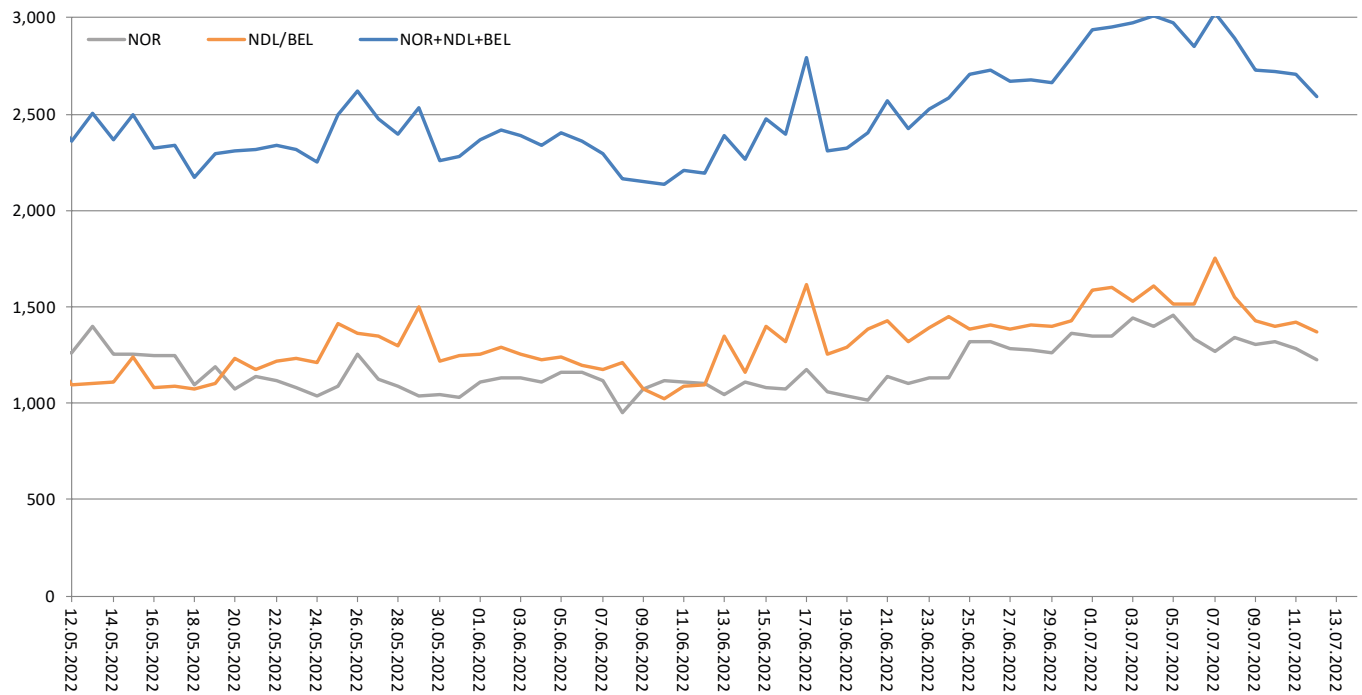
Technical capacity (TWh/month)



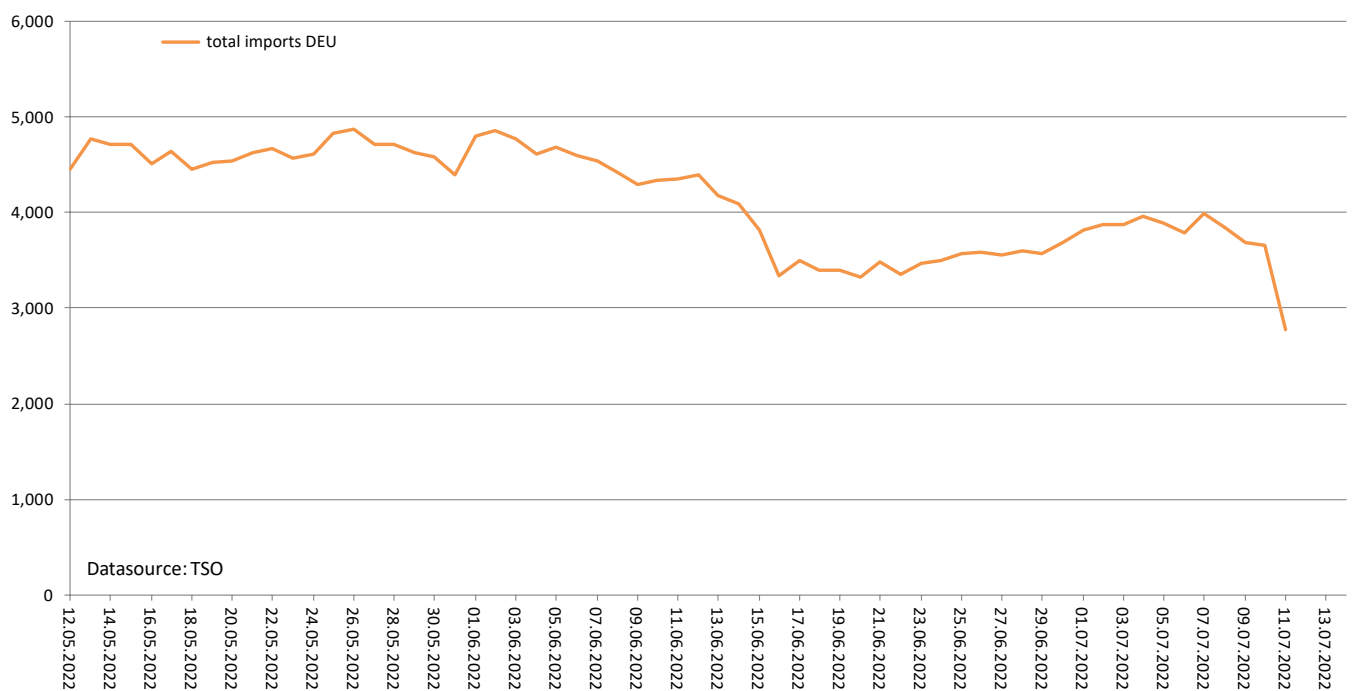
Gas transmission lines in Germany

**The German gas network is about 511,000 km long.**

## Gas flows from Norway, the Netherlands and Belgium (GWh/day)



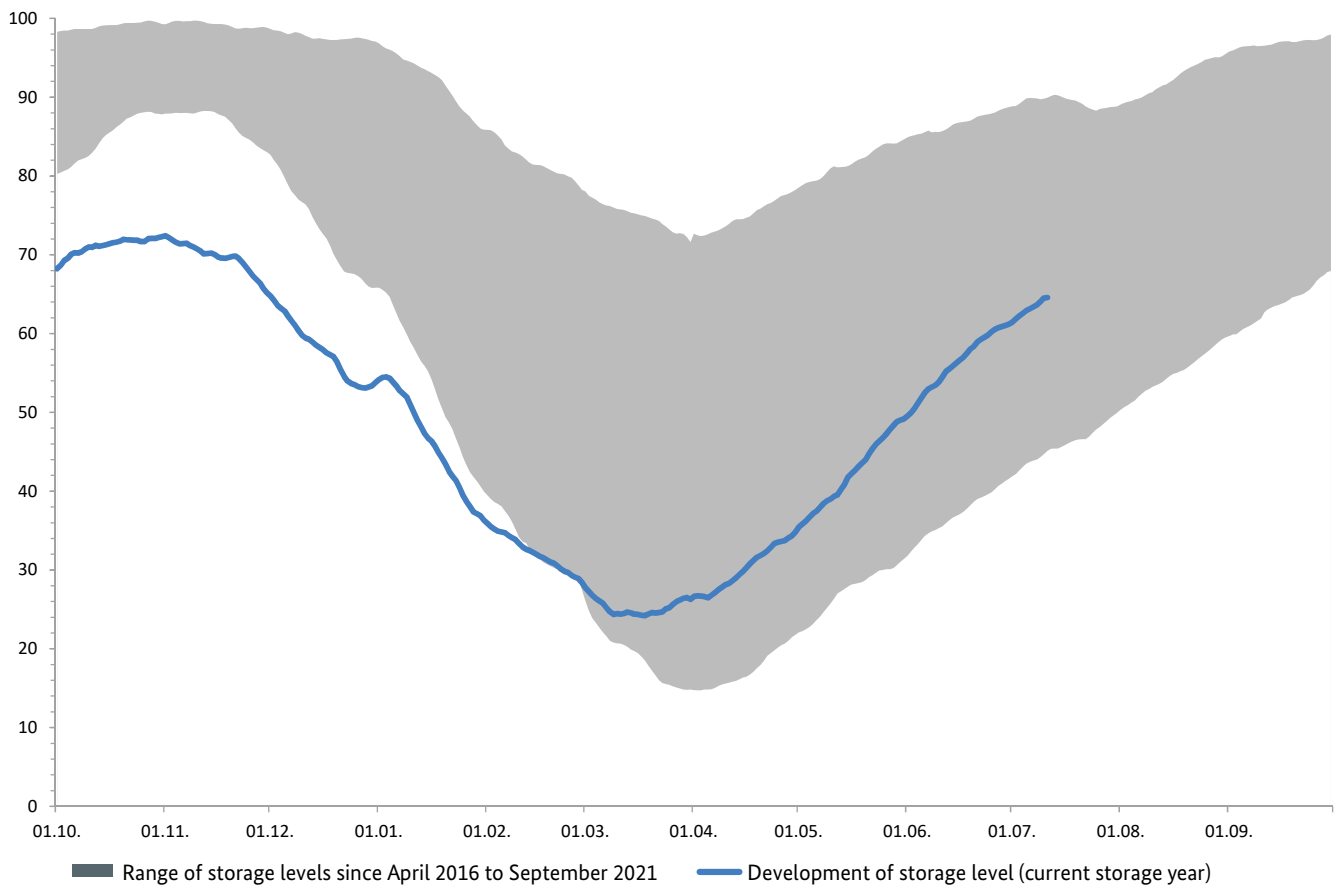
## Gas imports to Germany (GWh/day)



## 2. Storage levels

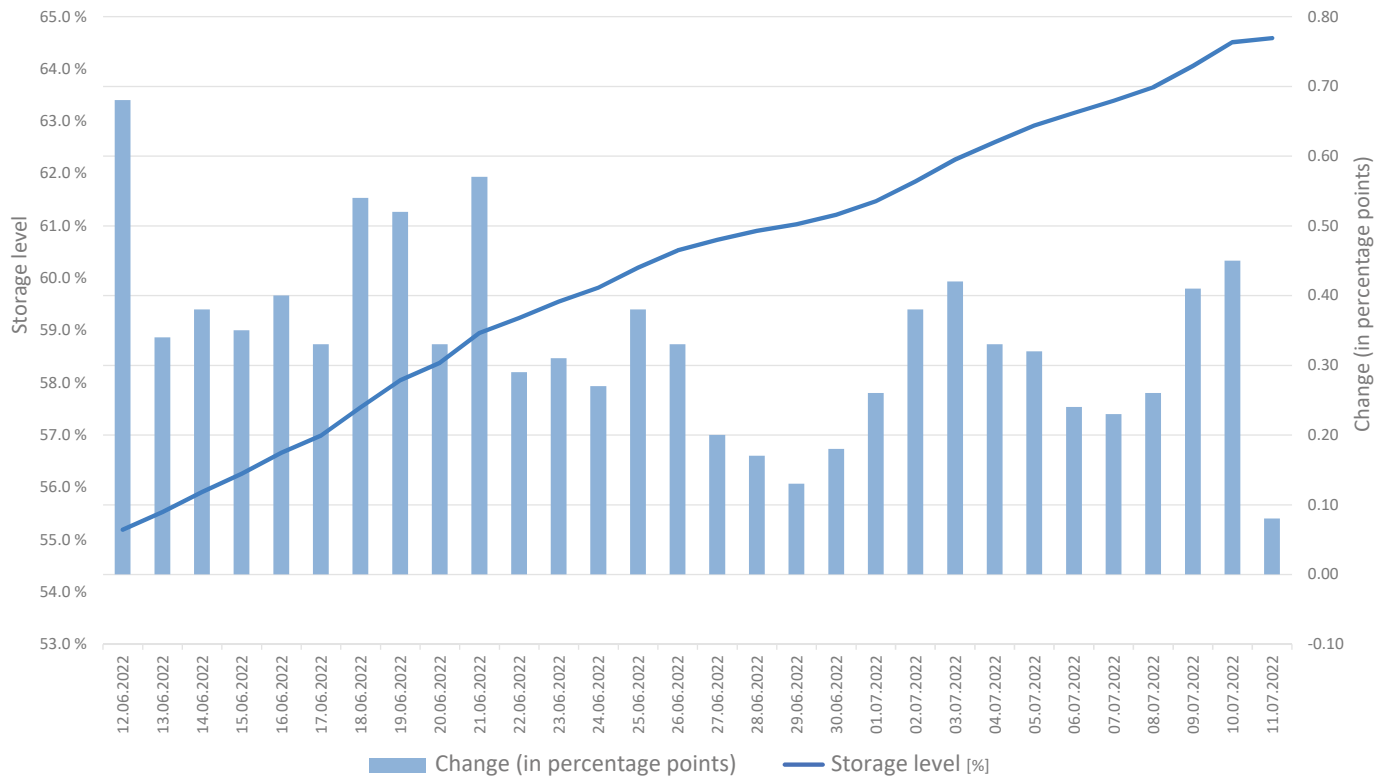
- Gas is currently being injected into storage.
- 11 July 2022: 156.86 TWh (64.6%)  
[1 July 2022: 149.3 TWh (61.5%), 1 June 2022: 118.9 TWh (49.5%), 1 May 2022: 84.5 TWh (35.5%)].
- Since 18 March 2022 more gas has been injected into storage than withdrawn from it overall.
- Current storage levels are now in some cases significantly higher than in 2015, 2017, 2018 and 2021.

**Development of storage levels in Germany<sup>1</sup>**  
(%)



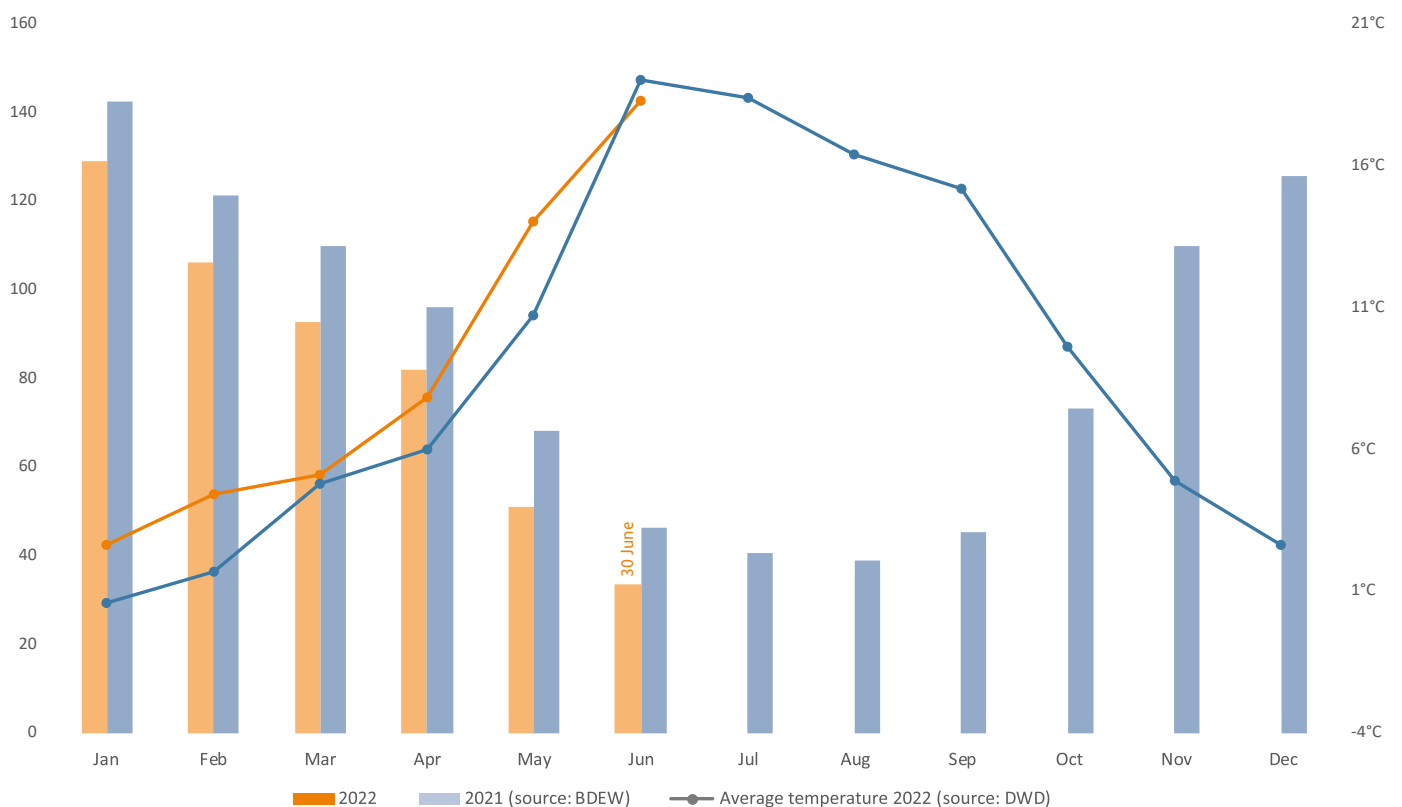
<sup>1</sup> Graph only shows levels of storage facilities located in Germany.

### Gas storage levels in Germany: daily storage level and change in storage levels (percentage points)



## 3. Consumption of natural gas

### Monthly consumption of natural gas in Germany (TWh/month)



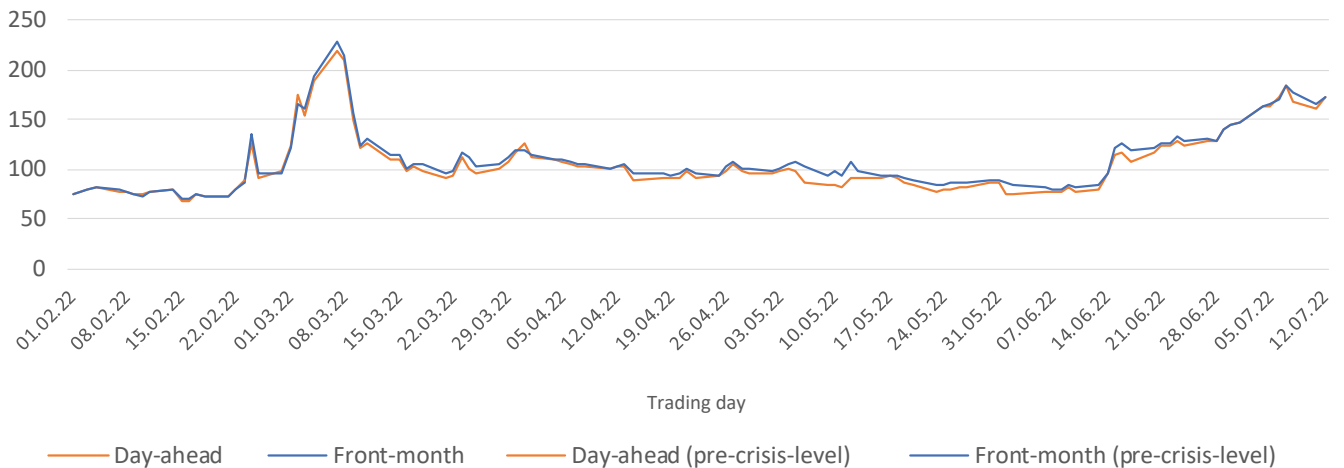
Gas consumption is updated in the middle and at the end of each month.

## 4. Wholesale gas prices

Product	Current prices/values	Change from av prices/values of prev day	Av price 2022 up to 23.02.22	Change from av pre-crisis price	As at	Source
<b>Gas [€/MWh]</b>						
Day-Ahead DE (THE)	173.68	7.0%	81.18	113.9%	12.07.2022 18:45	EEX
Future August/22 NL (TTF)*	174.00	0.8%	74.19	134.5%	13.07.2022 08:19	ICE
Future Q4/22 DE (THE)	179.77	4.7%	76.08	136.3%	12.07.2022 18:45	EEX
Future Year/23 DE (THE)	147.48	3.0%	50.65	191.2%	12.07.2022 18:45	EEX

\* Price change overnight

### Gas price THE, DE (daily settlement prices) (€/MWh)



Please note that the status report refers solely to the supply of gas. No conclusions can be drawn from it as to the availability of other energy sources such as crude oil and fuels.

Here you can find a description of market instruments that can help to reduce industrial gas consumption:

[www.bundesnetzagentur.de/marketmeasures](http://www.bundesnetzagentur.de/marketmeasures)

## Contact

If you have any questions or comments on the status report, please contact:

[pressestelle@bnetza.de](mailto:pressestelle@bnetza.de)

You can find FAQs on the current gas supply situation here:

[www.bnetza.de/current-gassupply](http://www.bnetza.de/current-gassupply)

This report does not constitute a determination by the Bundesnetzagentur within the meaning of section 24(1) sentence 1 of the German Energy Security of Supply Act (EnSiG).