



# Gas supply status report

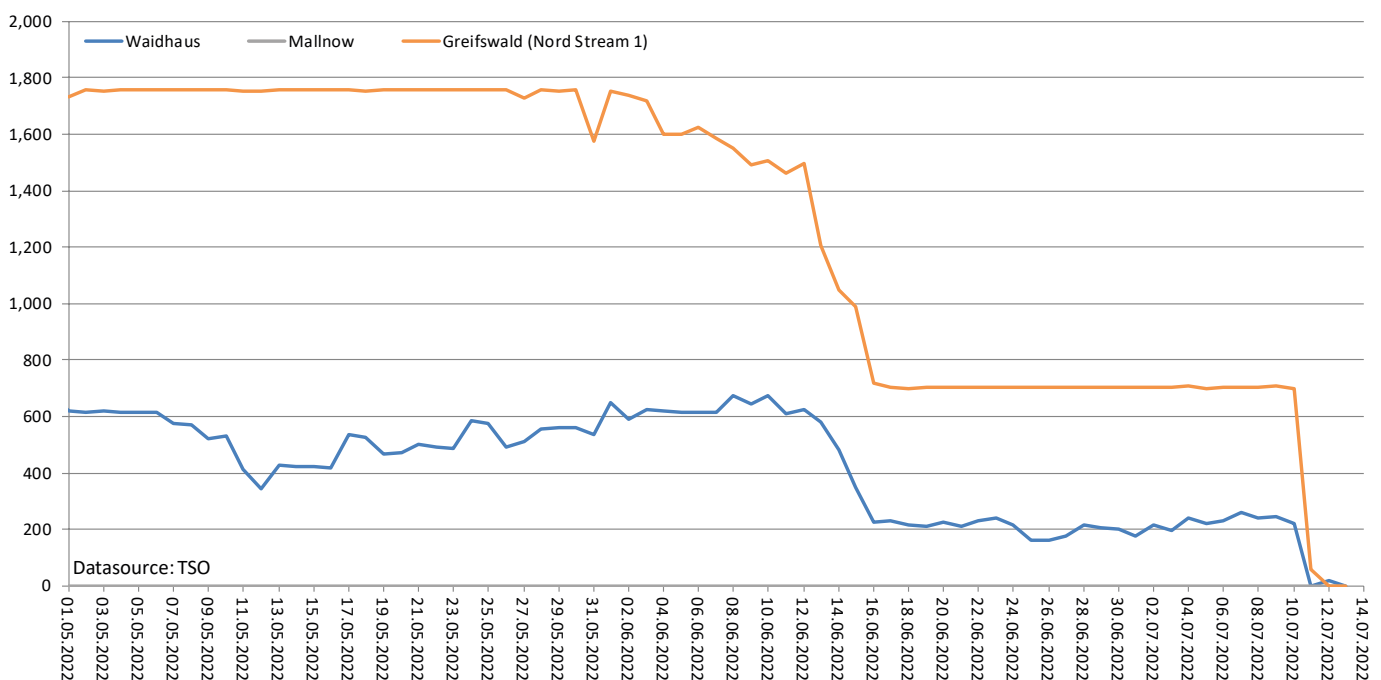
As at: 1pm, 14 July 2022

- Since 23 June 2022 the alert level of the gas emergency plan has been in place.
- The situation is tense and a worsening of the situation cannot be ruled out. The gas supply in Germany is, however, currently stable. At present, the security of supply in Germany continues to be safeguarded.
- The total storage level in Germany is currently 64.5%. The storage level at the Rehden facility is 29.15%.
- Depending on market conditions, gas is sometimes being taken out of storage. That means that overall, a small amount more gas is being taken out than is being put into storage. This development makes it harder to reach the storage levels necessary for the winter and reduces the reserves available in the event of a gas deficit situation.
- Nord Stream AG has been carrying out maintenance on Nord Stream 1 since 11 July. Gas flows from the Nord Stream 1 pipeline are therefore currently at zero percent. The maintenance work is scheduled until 21 July.
- Alternative transport routes such as the Yamal pipeline and the Ukraine route are available but are not being used to make up for the volumes not flowing through Nord Stream 1.
- As a result of the supply reduction, wholesale prices have increased significantly and have recently stabilised at a high level.
- Companies and private consumers must expect a considerable increase in gas prices.

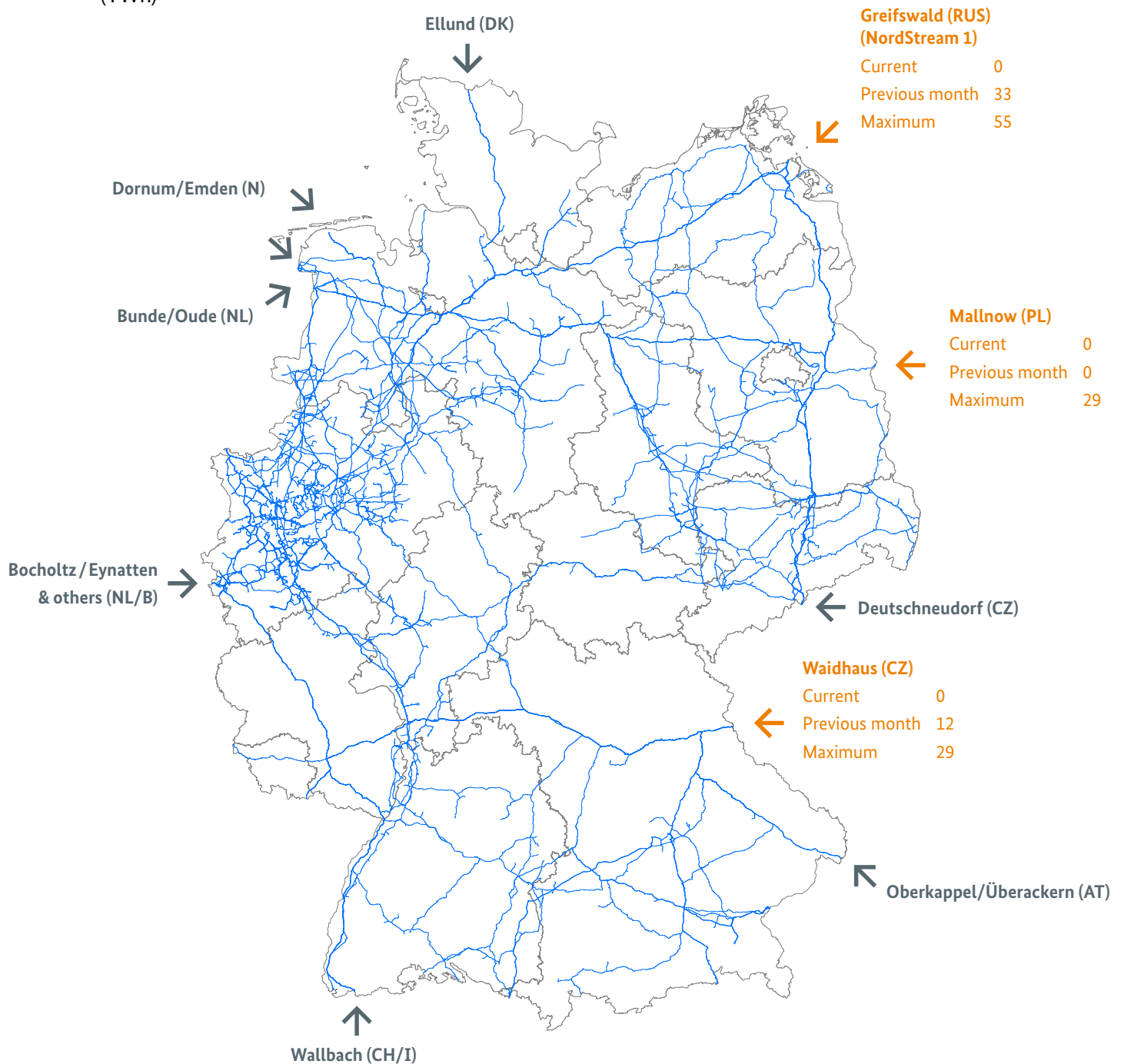
## 1. Delivery situation from Russia

### Gas flows from Russia

(GWh/day)



## Gas flows from Russia (TWh)



### Legend

Overview of the major German cross-border interconnection points



Interconnection points for natural gas from Russia with gas flow data



Interconnection points for natural gas from other European countries without gas flow data

**Current:**

Gas delivered in 24 hours from 6am of the previous day to 6am of the current day (TWh/day)

**Previous month:**

Gas delivered in the previous calendar month (TWh/month)

**Maximum:**

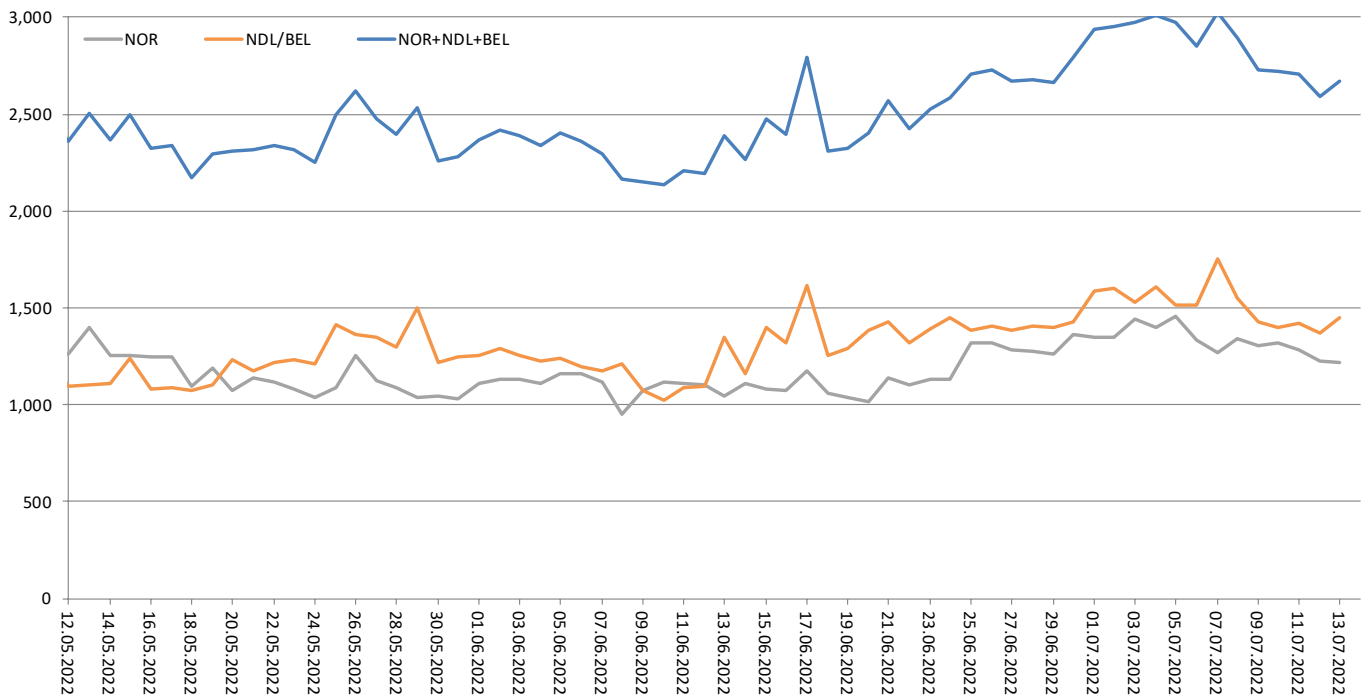
Technical capacity (TWh/month)



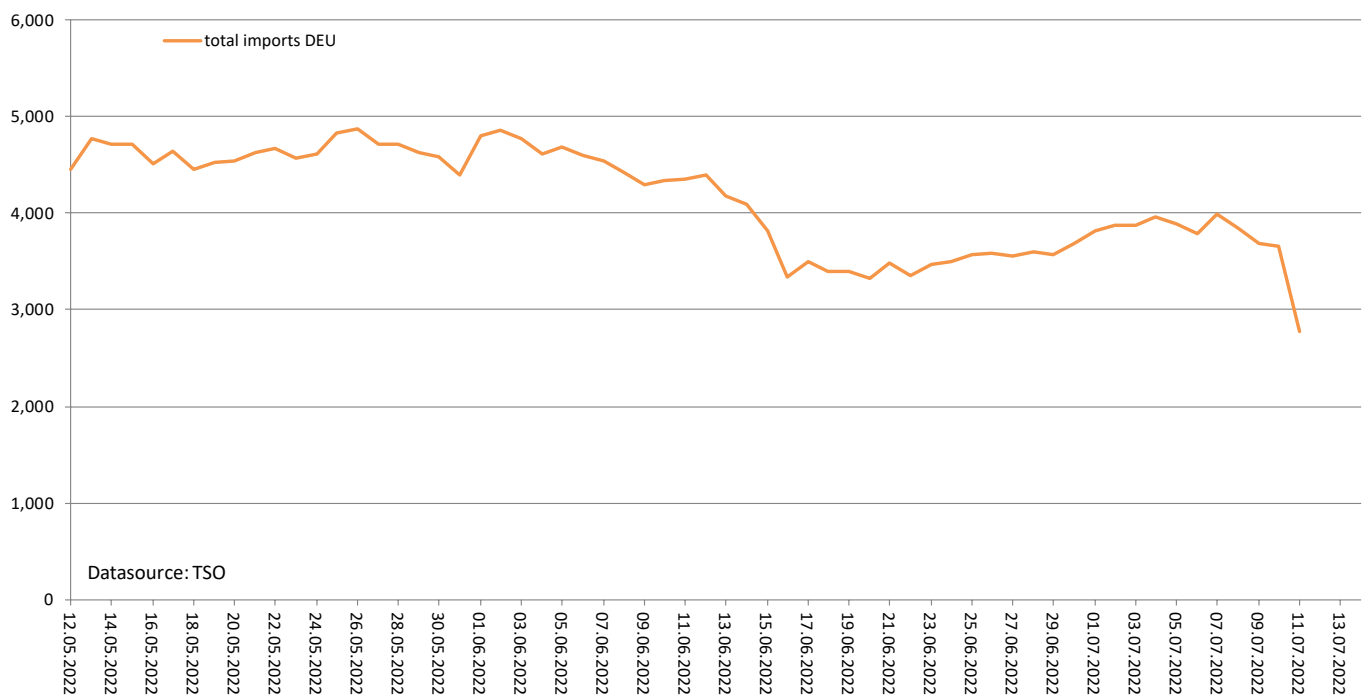
Gas transmission lines in Germany

The German gas network is about 511,000 km long.

## Gas flows from Norway, the Netherlands and Belgium (GWh/day)



## Gas imports to Germany (GWh/day)

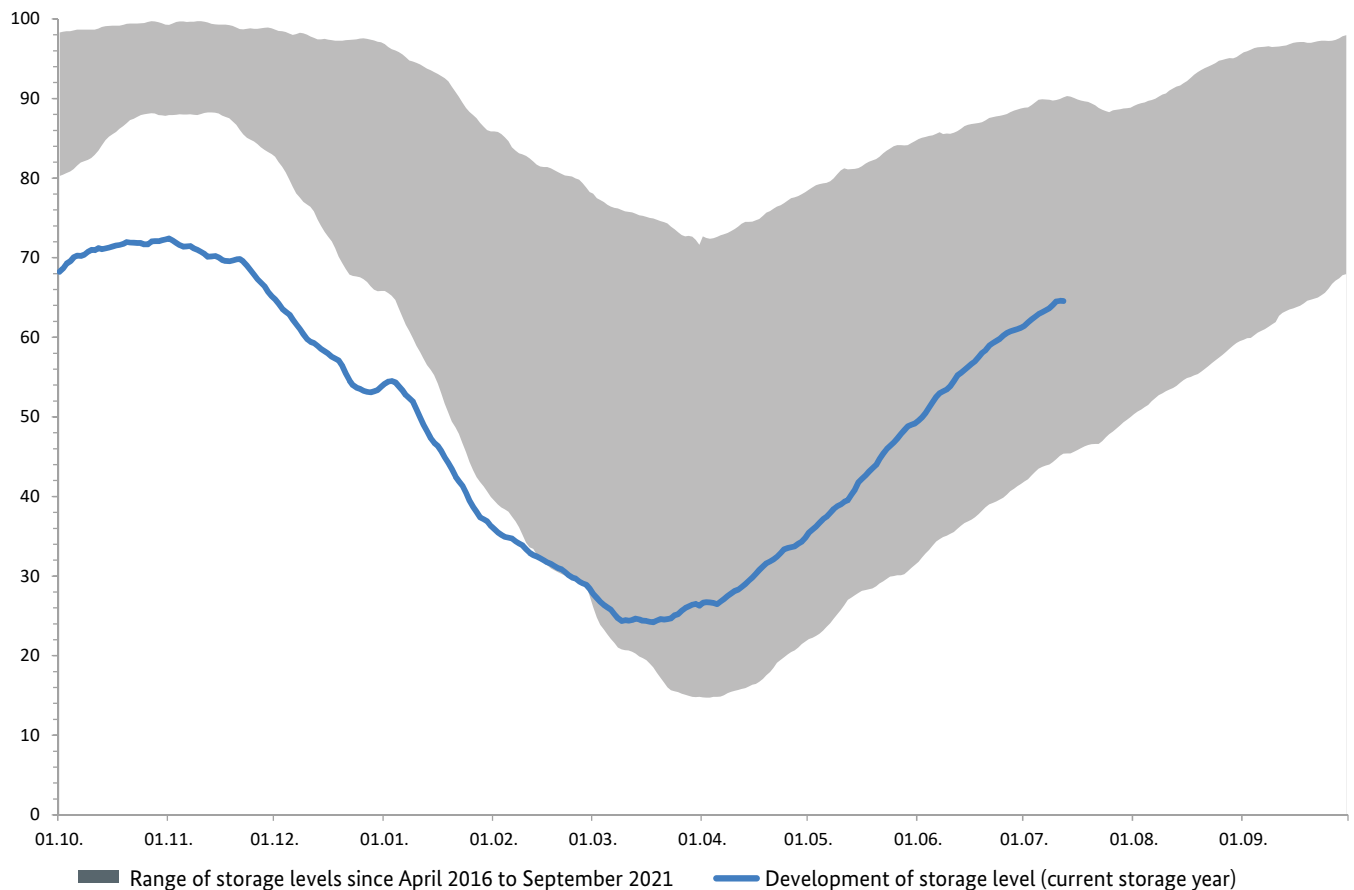


## 2. Storage levels

- Depending on market conditions, gas is sometimes being taken out of storage.
- 11 July 2022: 156.71 TWh (64.5%)  
[1 July 2022: 149.3 TWh (61.5%), 1 June 2022: 118.9 TWh (49.5%), 1 May 2022: 84.5 TWh (35.5%)].
- Since 18 March 2022 more gas has been injected into storage than withdrawn from it overall.
- Current storage levels are now in some cases significantly higher than in 2015, 2017, 2018 and 2021.

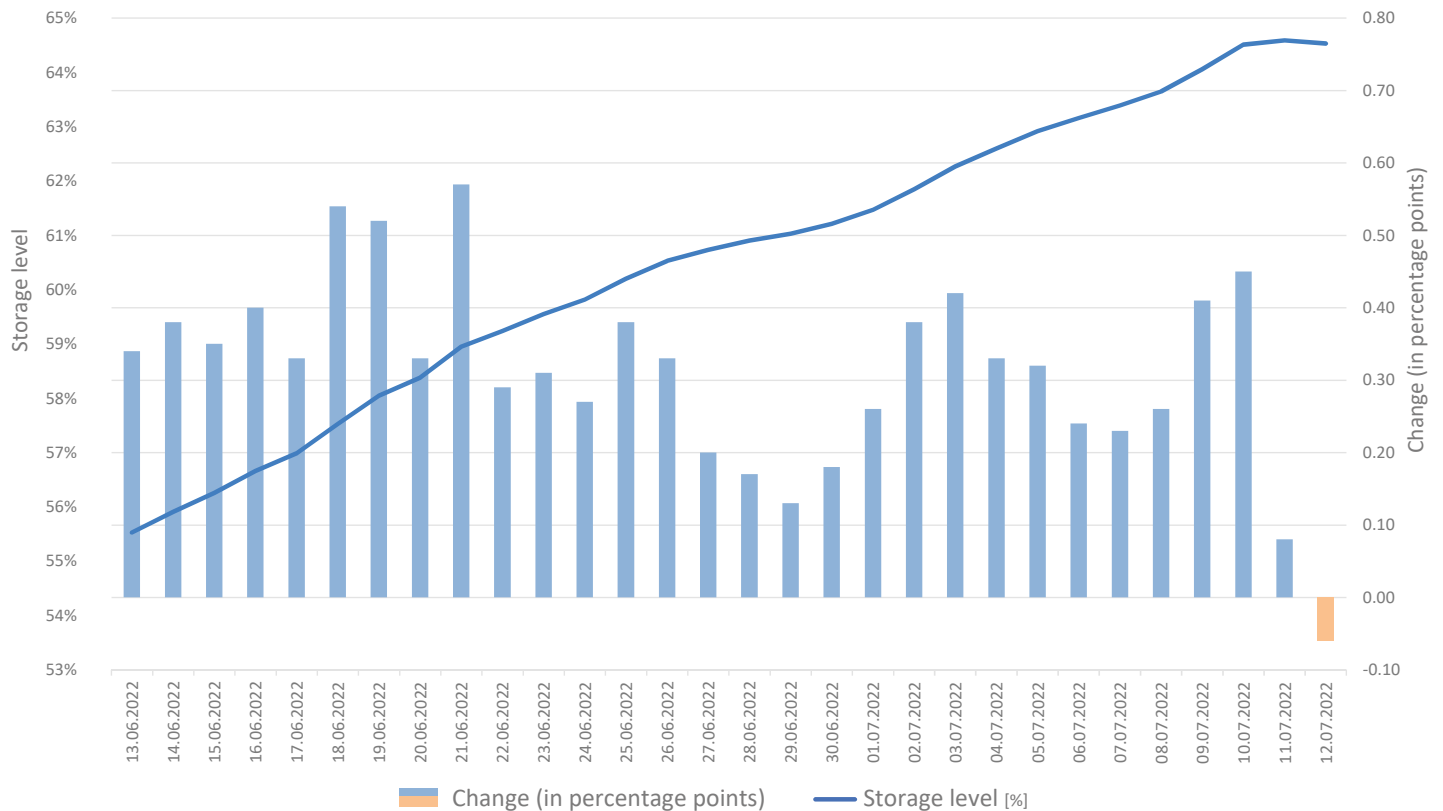
### Development of storage levels in Germany<sup>1</sup>

(%)



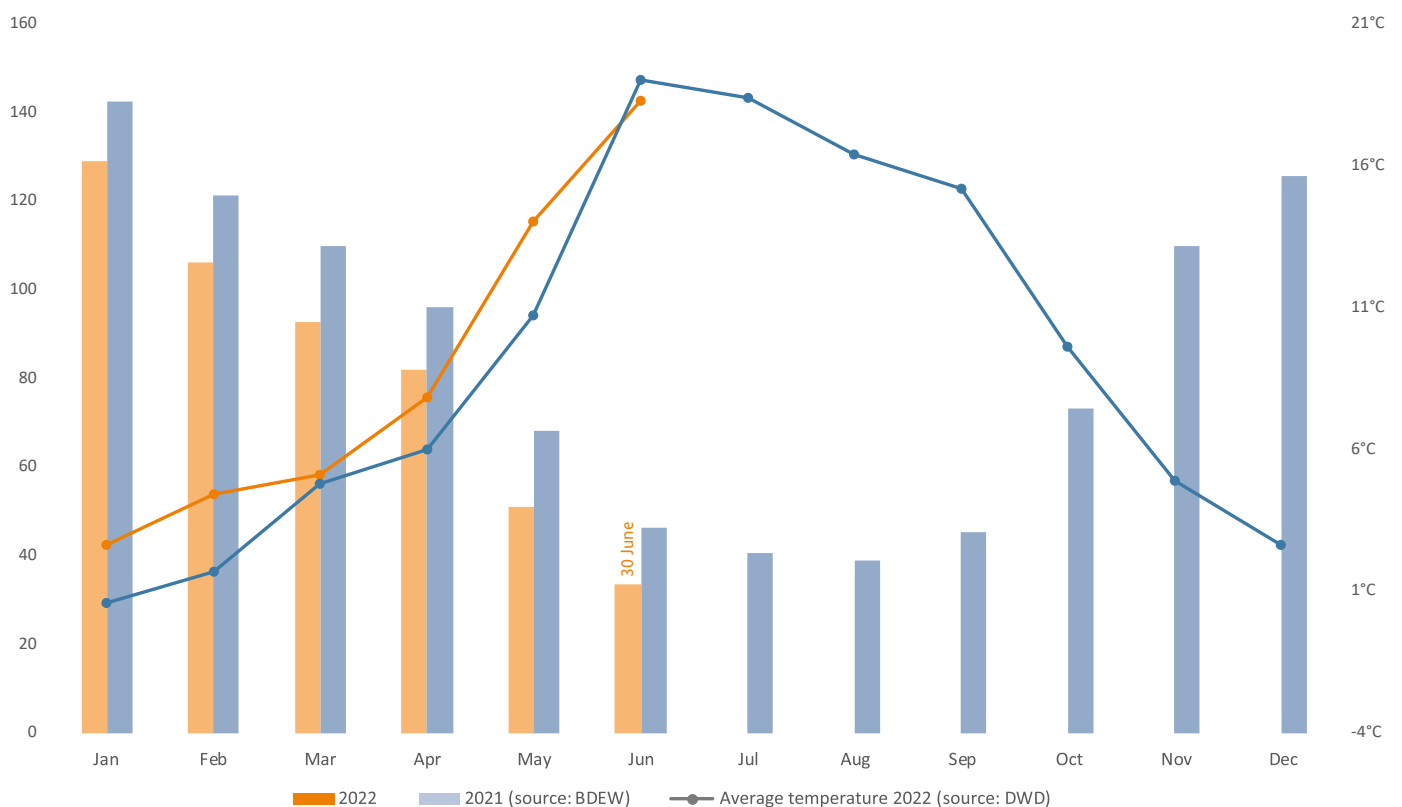
<sup>1</sup> Graph only shows levels of storage facilities located in Germany.

### Gas storage levels in Germany: daily storage level and change in storage levels (percentage points)



### 3. Consumption of natural gas

#### Monthly consumption of natural gas in Germany (TWh/month)



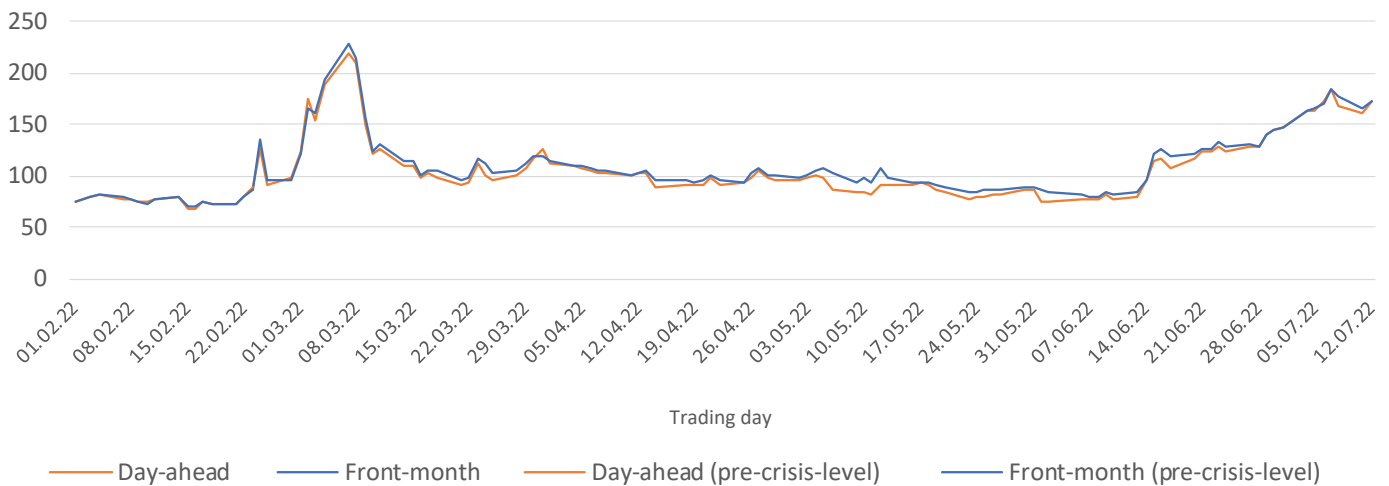
Gas consumption is updated in the middle and at the end of each month.

## 4. Wholesale gas prices

Product	Current prices/values	Change from av prices/values of prev day	Av price 2022 up to 23.02.22	Change from av pre-crisis price	As at	Source
<b>Gas [€/MWh]</b>						
Day-Ahead DE (THE)	181.92	4.7%	81.18	124.1%	13.07.2022 18:45	EEX
Future August/22 NL (TTF)*	178.00	-1.4%	74.19	139.9%	14.07.2022 08:23	ICE
Future Q4/22 DE (THE)	186.67	3.8%	76.08	145.4%	13.07.2022 18:45	EEX
Future Year/23 DE (THE)	150.30	1.9%	50.65	196.8%	13.07.2022 18:45	EEX

\* Price change overnight

### Gas price THE, DE (daily settlement prices) (€/MWh)



Please note that the status report refers solely to the supply of gas. No conclusions can be drawn from it as to the availability of other energy sources such as crude oil and fuels.

Here you can find a description of market instruments that can help to reduce industrial gas consumption:

[www.bundesnetzagentur.de/marketmeasures](http://www.bundesnetzagentur.de/marketmeasures)

## Contact

If you have any questions or comments on the status report, please contact:

[pressestelle@bnetza.de](mailto:pressestelle@bnetza.de)

You can find FAQs on the current gas supply situation here:

[www.bnetza.de/current-gassupply](http://www.bnetza.de/current-gassupply)

This report does not constitute a determination by the Bundesnetzagentur within the meaning of section 24(1) sentence 1 of the German Energy Security of Supply Act (EnSiG).