



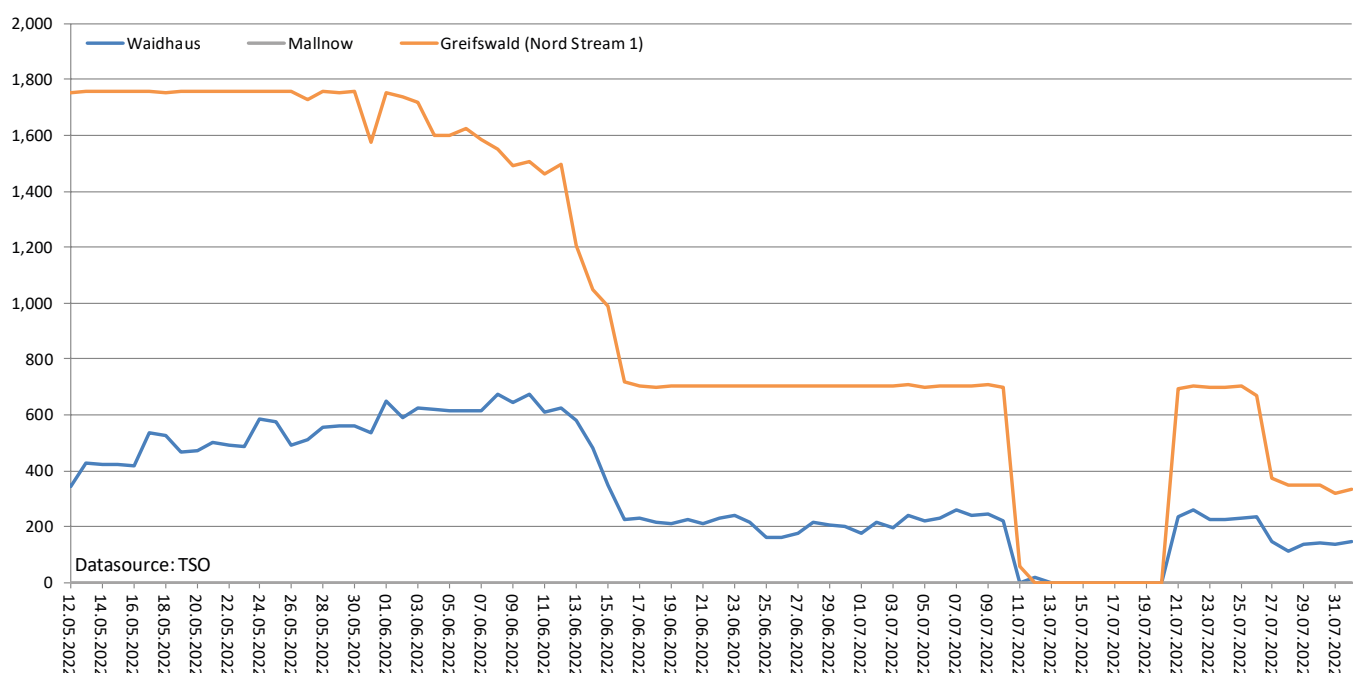
Gas supply status report

As at: 1pm, 2 August 2022

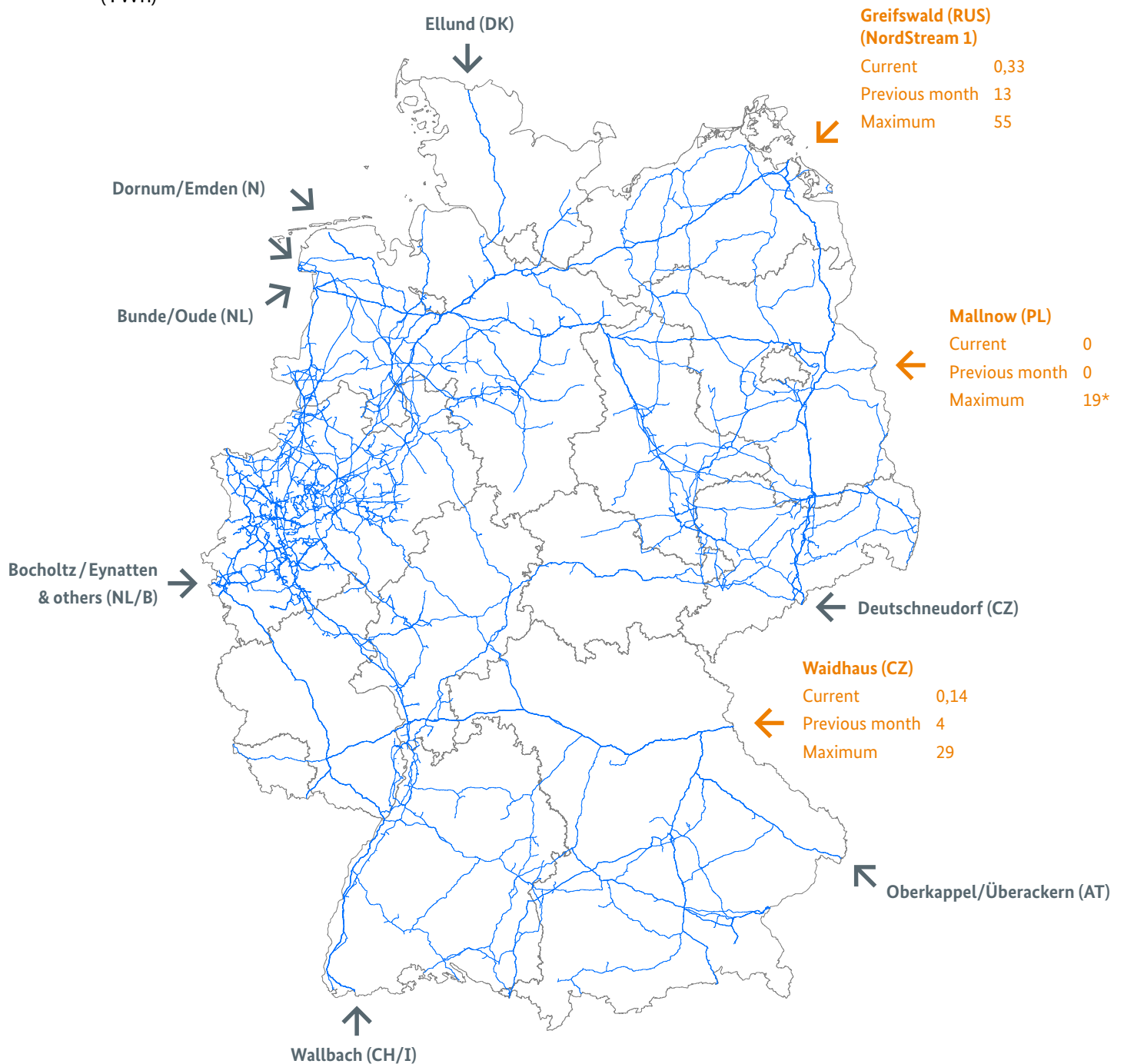
- Since 23 June 2022 the alert level of the gas emergency plan has been in place.
- The situation is tense and a further worsening of the situation cannot be ruled out. The gas supply in Germany is, however, currently stable. At present, the security of supply in Germany continues to be safeguarded.
- Gas flows from Nord Stream 1 are currently at about 20% of maximum capacity.
- If Russian gas supplies via the Nord Stream 1 pipeline persist at this low level, it will hardly be possible to achieve a storage level of 95% by November without additional measures. The reduction is also affecting the transfer of gas to other European countries such as France, Austria and the Czech Republic.
- Gas continues to be injected into storage. The total storage level in Germany is 69%. The storage level at the Rehden facility is 44.16%.
- Wholesale prices are still at a very high level as a result of the latest reduction in supply.
- Companies and private consumers must expect a considerable increase in gas prices.

1. Delivery situation from Russia

Gas flows from Russia (GWh/day)



Gas flows from Russia (TWh)



Legend

Overview of the major German cross-border interconnection points



Interconnection points for natural gas from Russia with gas flow data



Interconnection points for natural gas from other European countries without gas flow data

Current:

Gas delivered in 24 hours from 6am of the previous day to 6am of the current day (TWh/day)

Previous month:

Gas delivered in the previous calendar month (TWh/month)

Maximum:

Technical capacity (TWh/month)

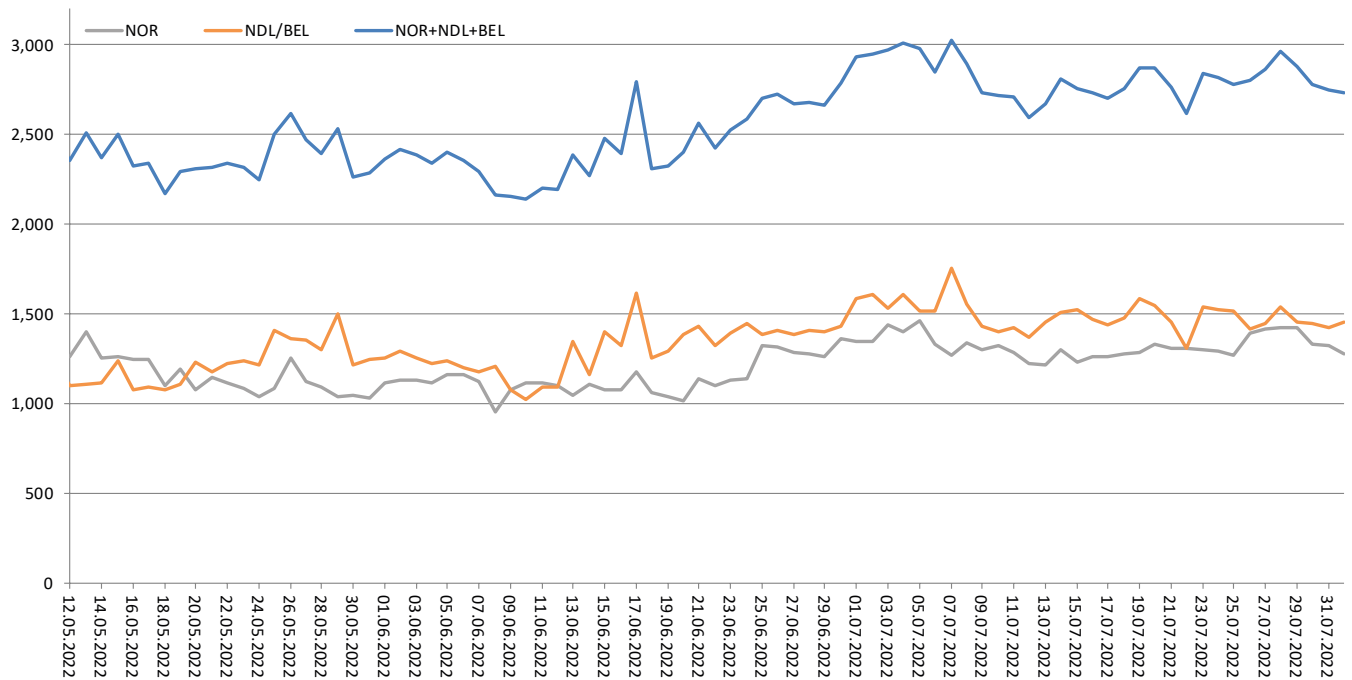


Gas transmission lines in Germany

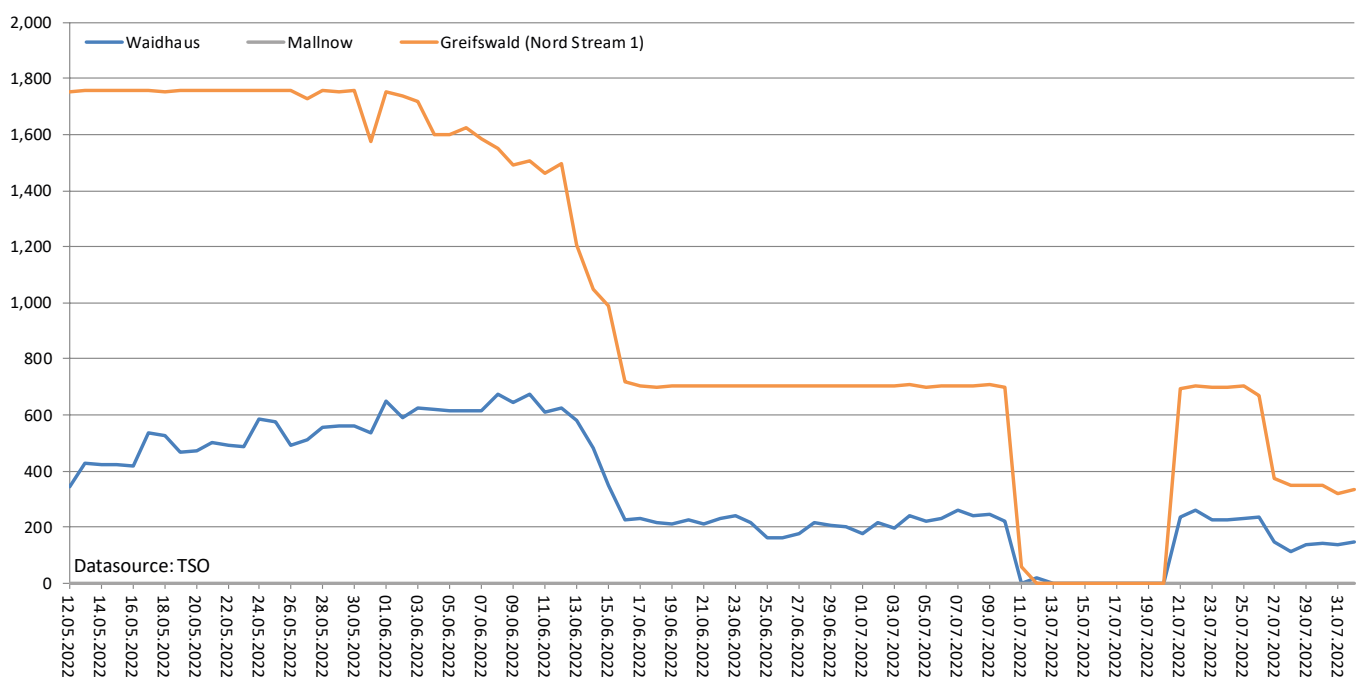
The German gas network is about 511,000 km long.

* Reduction from 29 to 19 due to capacity relocation by the gas transmission system operators (TSOs)

Gas flows from Norway, the Netherlands and Belgium (GWh/day)



Gas imports to Germany (GWh/day)

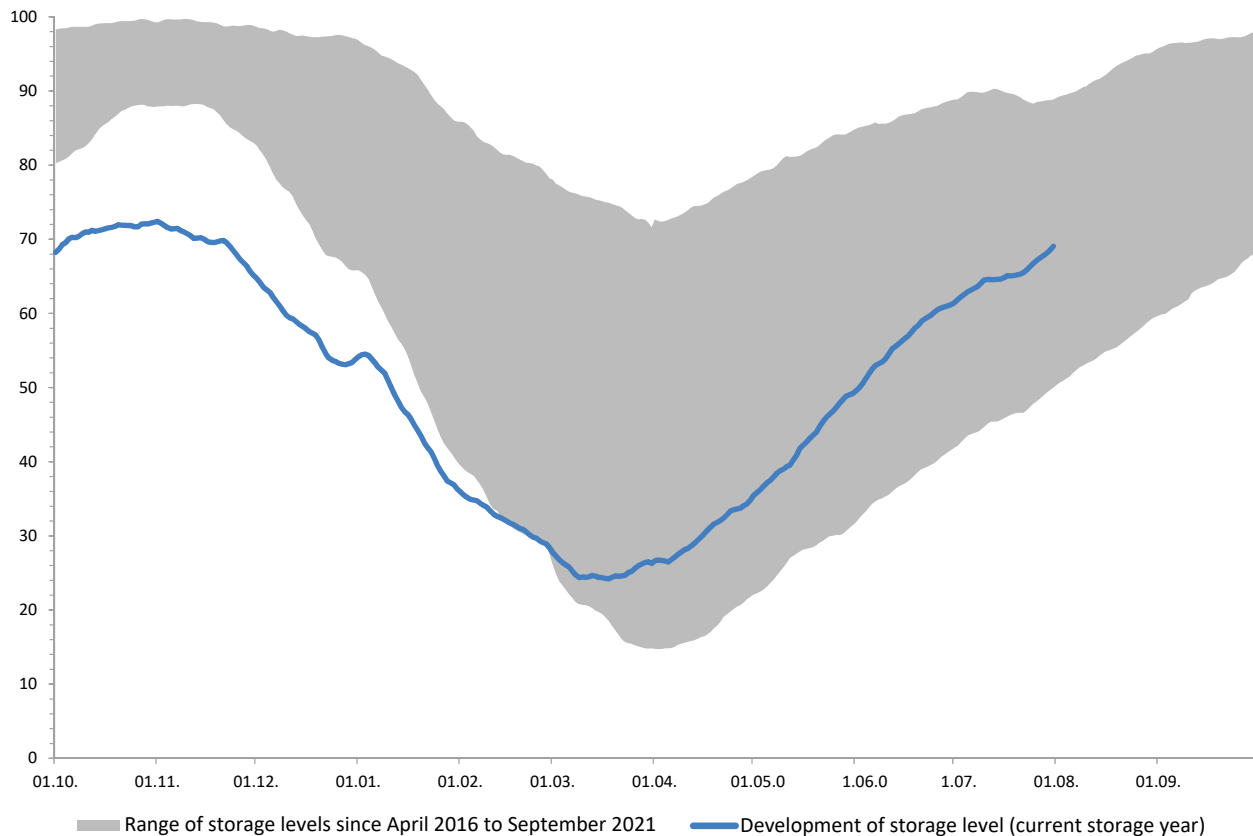


2. Storage levels

- Gas continues to be injected into storage.
- 30 July 2022: 166.6 TWh (68.6%)
[1 July 2022: 149.3 TWh (61.5%), 1 June 2022: 118.9 TWh (49.5%), 1 May 2022: 84.5 TWh (35.5%)].
- Since 18 March 2022 more gas has been injected into storage than withdrawn from it overall.
- Current storage levels are in some cases significantly higher than in 2015, 2017, 2018 and 2021.

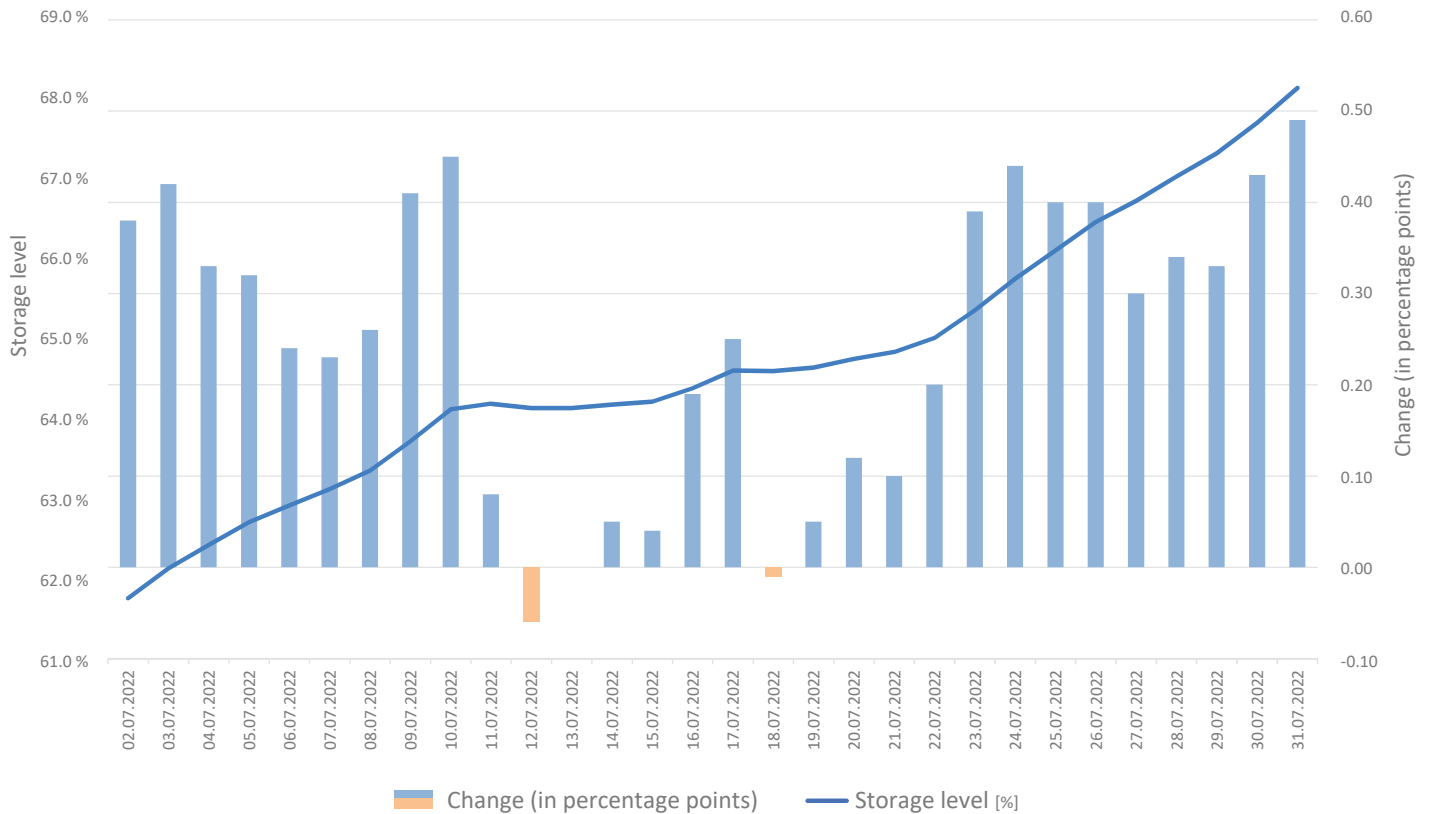
Development of storage levels in Germany¹

(%)



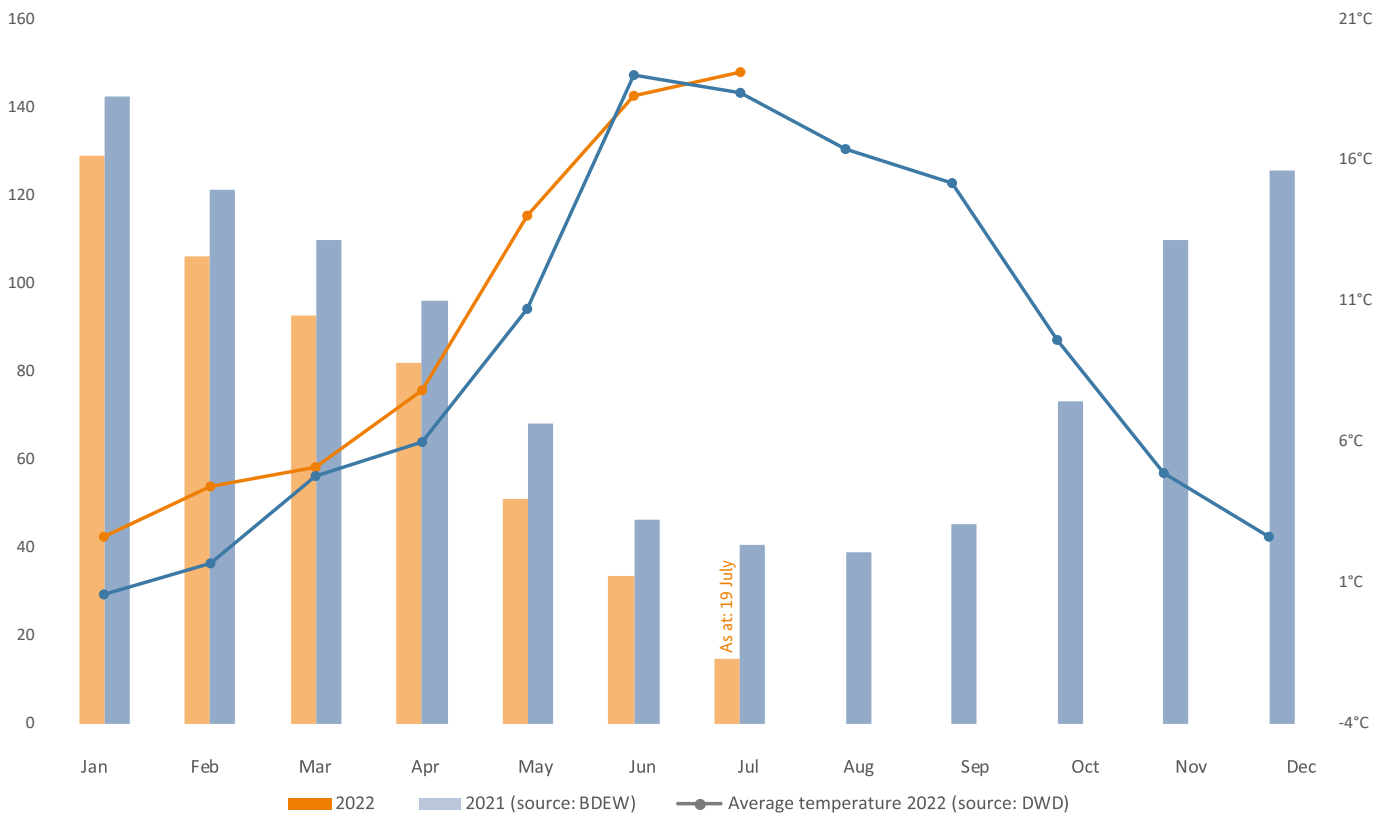
¹ Graph only shows levels of storage facilities located in Germany.

Gas storage levels in Germany: daily storage level and change in storage levels (percentage points)



3. Consumption of natural gas

Monthly consumption of natural gas in Germany (TWh/month)



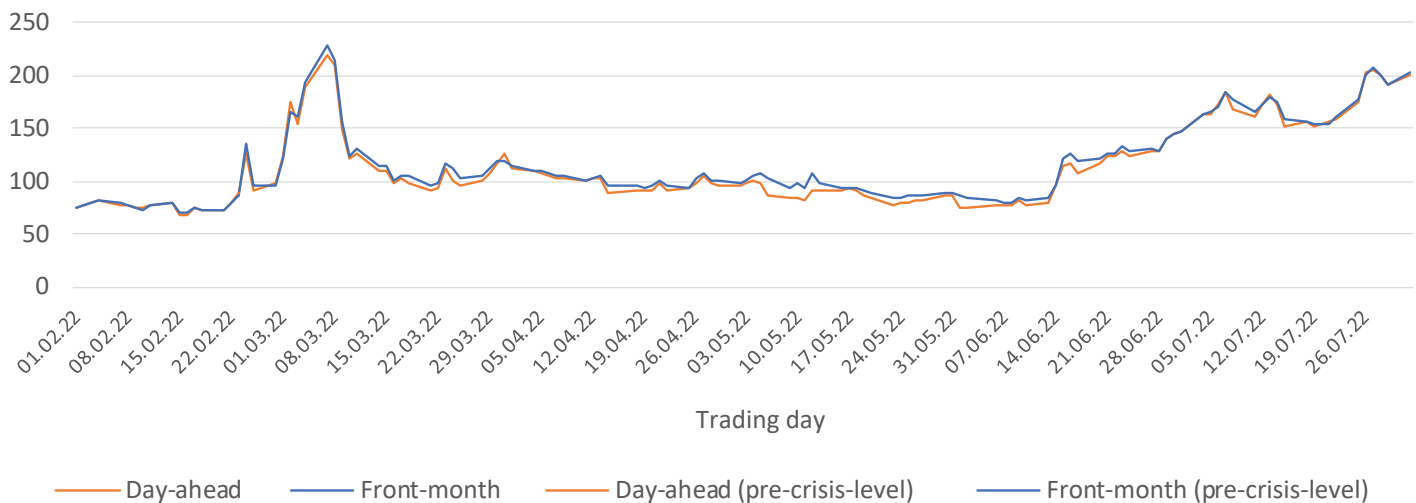
Gas consumption is updated monthly.

4. Wholesale gas prices

Product	Current prices/values	Change from av prices/values of prev day	Av price 2022 up to 23.02.22	Change from av pre-crisis price	As at	Source
Gas [€/MWh]						
Day-Ahead DE (THE)	199.86	4.0%	81.18	146.2%	01.08.2022 18:45	EEX
Future September/22 NL (TTF)*	202.00	0.6%	74.33	171.8%	02.08.2022 08:43	ICE
Future Q4/22 DE (THE)	202.82	4.6%	76.08	166.6%	01.08.2022 18:45	EEX
Future Year/23 DE (THE)	161.17	4.9%	50.65	218.2%	01.08.2022 18:45	EEX

* Price change overnight

Gas price THE, DE (daily settlement prices) (€/MWh)



Please note that the status report refers solely to the supply of gas. No conclusions can be drawn from it as to the availability of other energy sources such as crude oil and fuels.

Here you can find a description of market instruments that can help to reduce industrial gas consumption:

www.bundesnetzagentur.de/marketmeasures

Contact

If you have any questions or comments on the status report, please contact:

pressestelle@bnetza.de

You can find FAQs on the current gas supply situation here:

www.bnetza.de/current-gassupply

This report does not constitute a determination by the Bundesnetzagentur within the meaning of section 24(1) sentence 1 of the German Energy Security of Supply Act (EnSiG).