



Gas supply status report

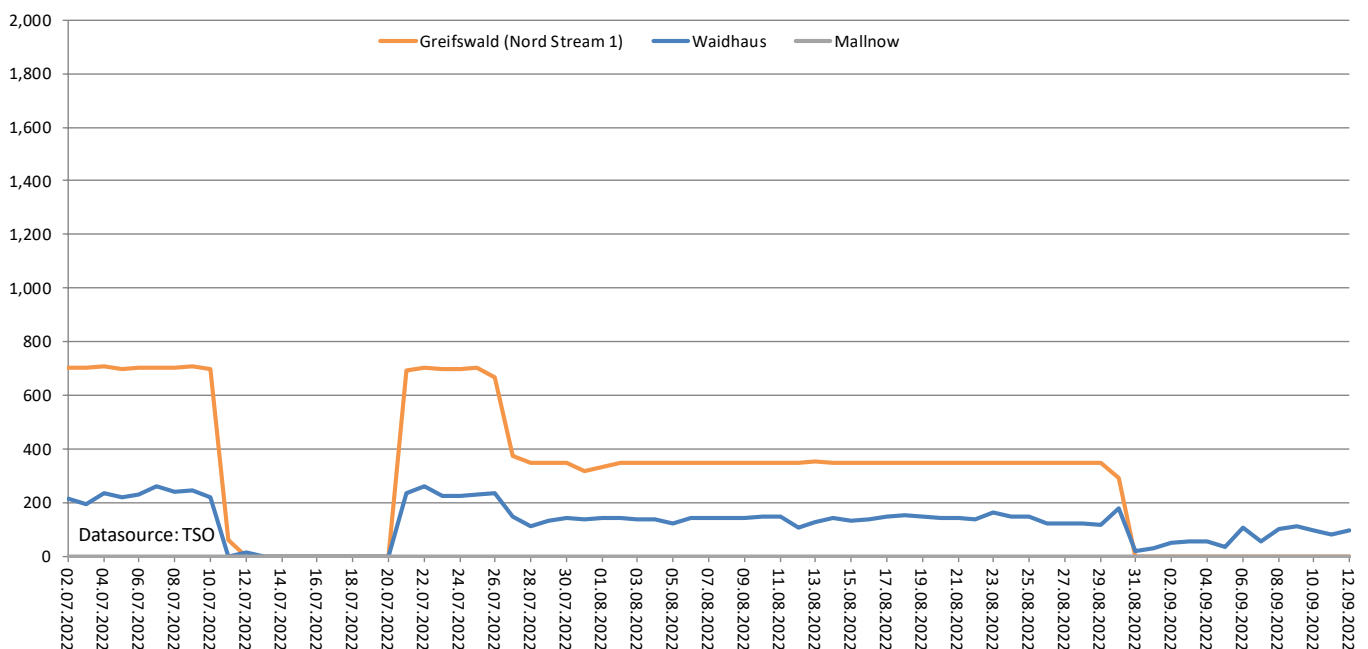
As at: 1pm, 13 September 2022

- Since 23 June 2022 the alert level of the gas emergency plan has been in place.
- The situation is tense and a further worsening of the situation cannot be ruled out. The gas supply in Germany is, however, currently stable. At present, the security of supply in Germany continues to be safeguarded. The Bundesnetzagentur is monitoring the situation carefully and is in close contact with the system operators.
- Gas supplies through Nord Stream 1 have not been resumed by Russia, allegedly because of faults at the Potovaya compressor station. The Bundesnetzagentur does not consider the alleged faults to be technical grounds for the suspension of operation.
- In September various maintenance work is taking place on the European gas infrastructure, for example in Belgium and Norway. In the view of the Bundesnetzagentur, based amongst others on information provided by market participants, the maintenance work is not of relevance for the security of supply in Germany. Any possible temporary reductions in import and export flows in connection with the maintenance will be partly offset directly via other sources.
- Gas continues to be injected into storage. The total storage level in Germany is 88.33%. The storage level at the Rehden facility is 74.63%.
- Planned maintenance is taking place at the Rehden storage facility (from 6.00am on 12 September 2022 to 6.00am on 24 September 2022). Gas will neither be put into nor taken out of the storage facility during this period.
- Wholesale prices are fluctuating greatly but remain at very high levels. Companies and private consumers must expect a considerable increase in gas prices.
- The Bundesnetzagentur explicitly emphasises the importance of using gas economically.

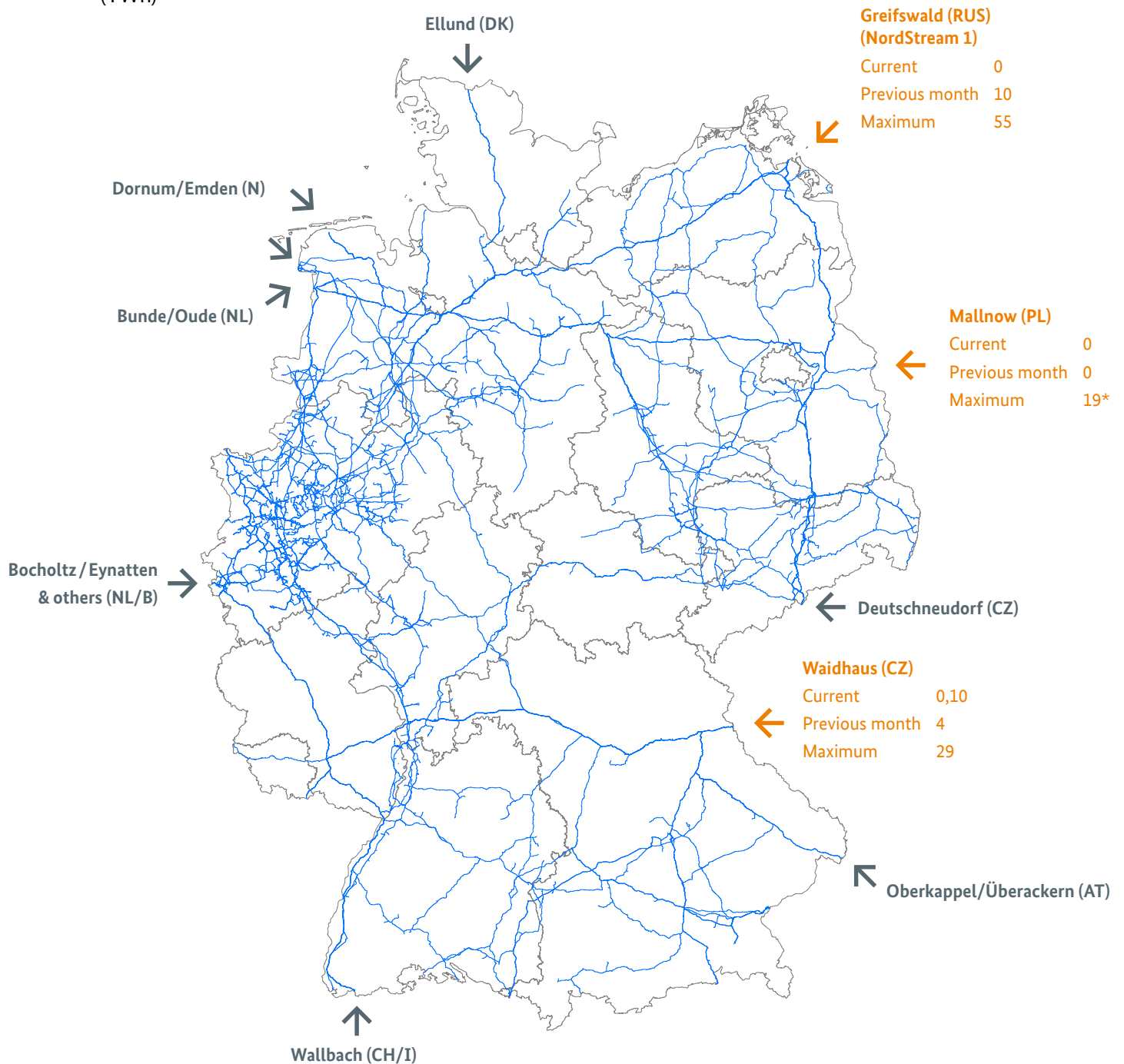
1. Delivery situation from Russia

Gas flows from Russia

(GWh/day)



Gas flows from Russia (TWh)



Legend

Overview of the major German cross-border interconnection points



Interconnection points for natural gas from Russia with gas flow data



Interconnection points for natural gas from other European countries without gas flow data

Current:

Gas delivered in 24 hours from 6am of the previous day to 6am of the current day (TWh/day)

Previous month:

Gas delivered in the previous calendar month (TWh/month)

Maximum:

Technical capacity (TWh/month)

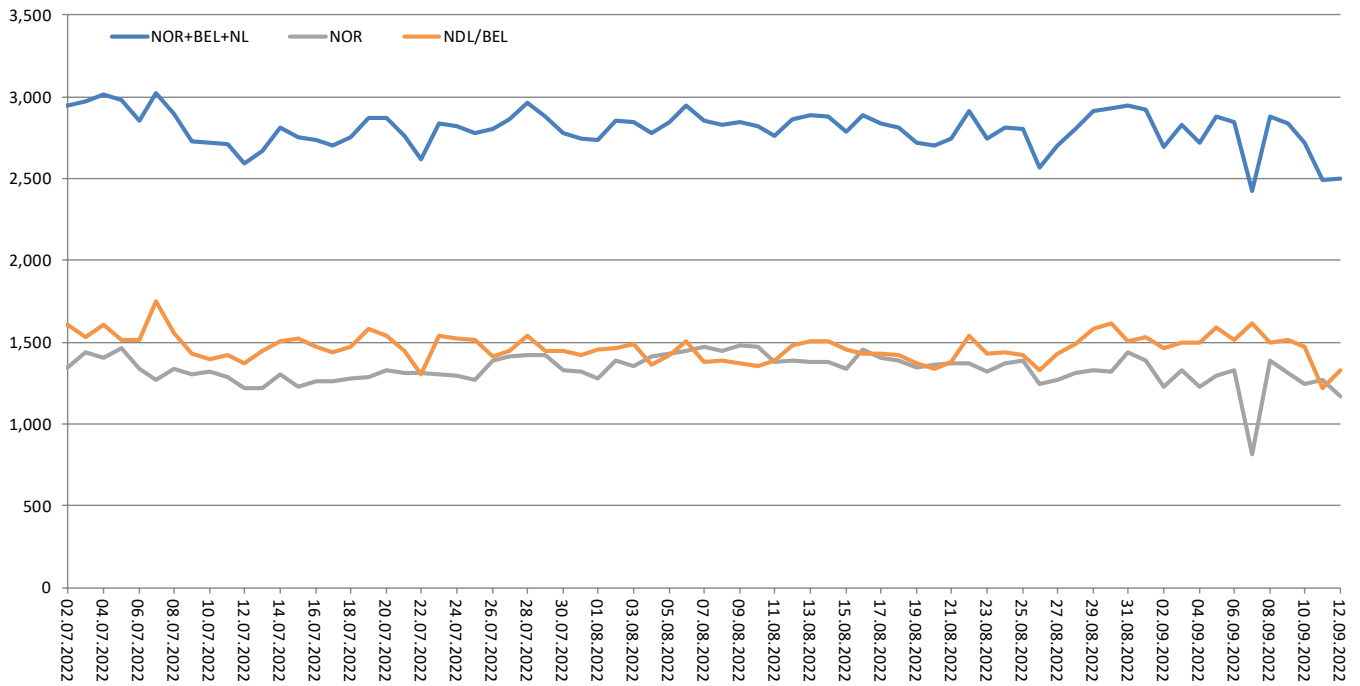


Gas transmission lines in Germany

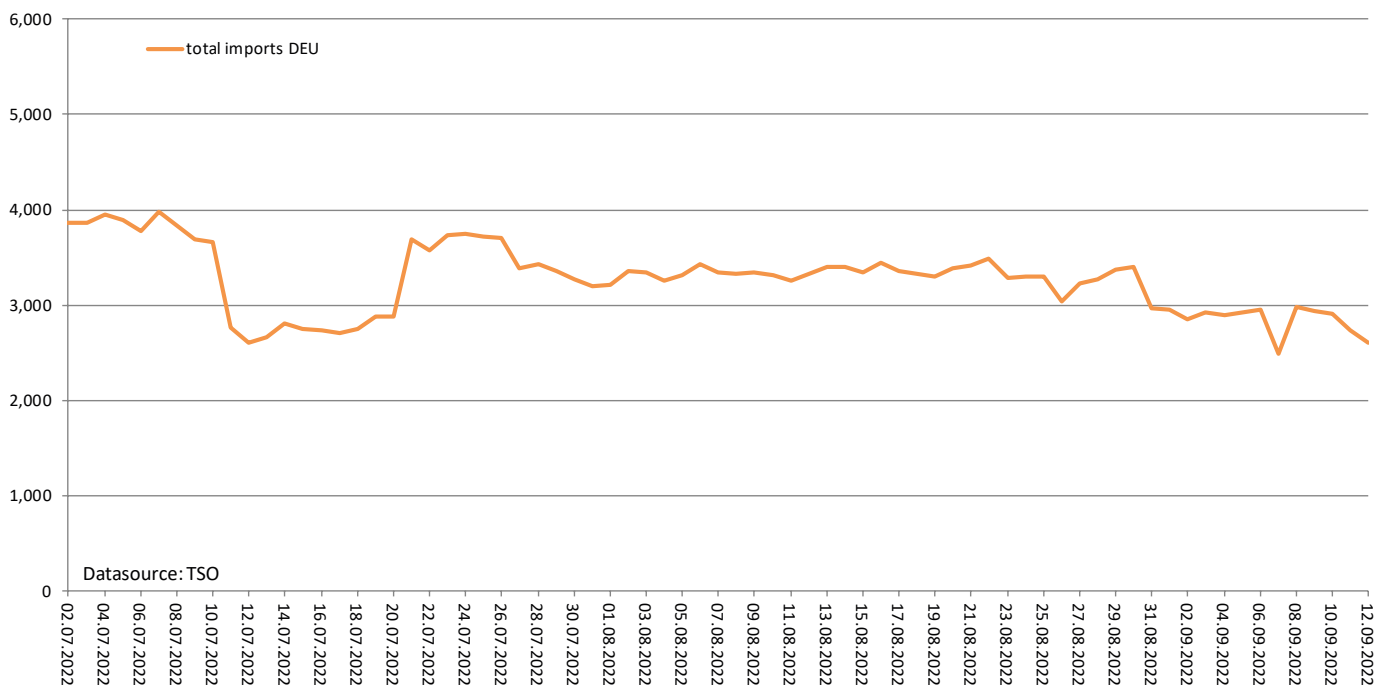
The German gas network is about 511,000 km long.

* Reduction from 29 to 19 due to capacity relocation by the gas transmission system operators (TSOs)

Gas flows from Norway, the Netherlands and Belgium (GWh/day)



Gas imports to Germany (GWh/day)

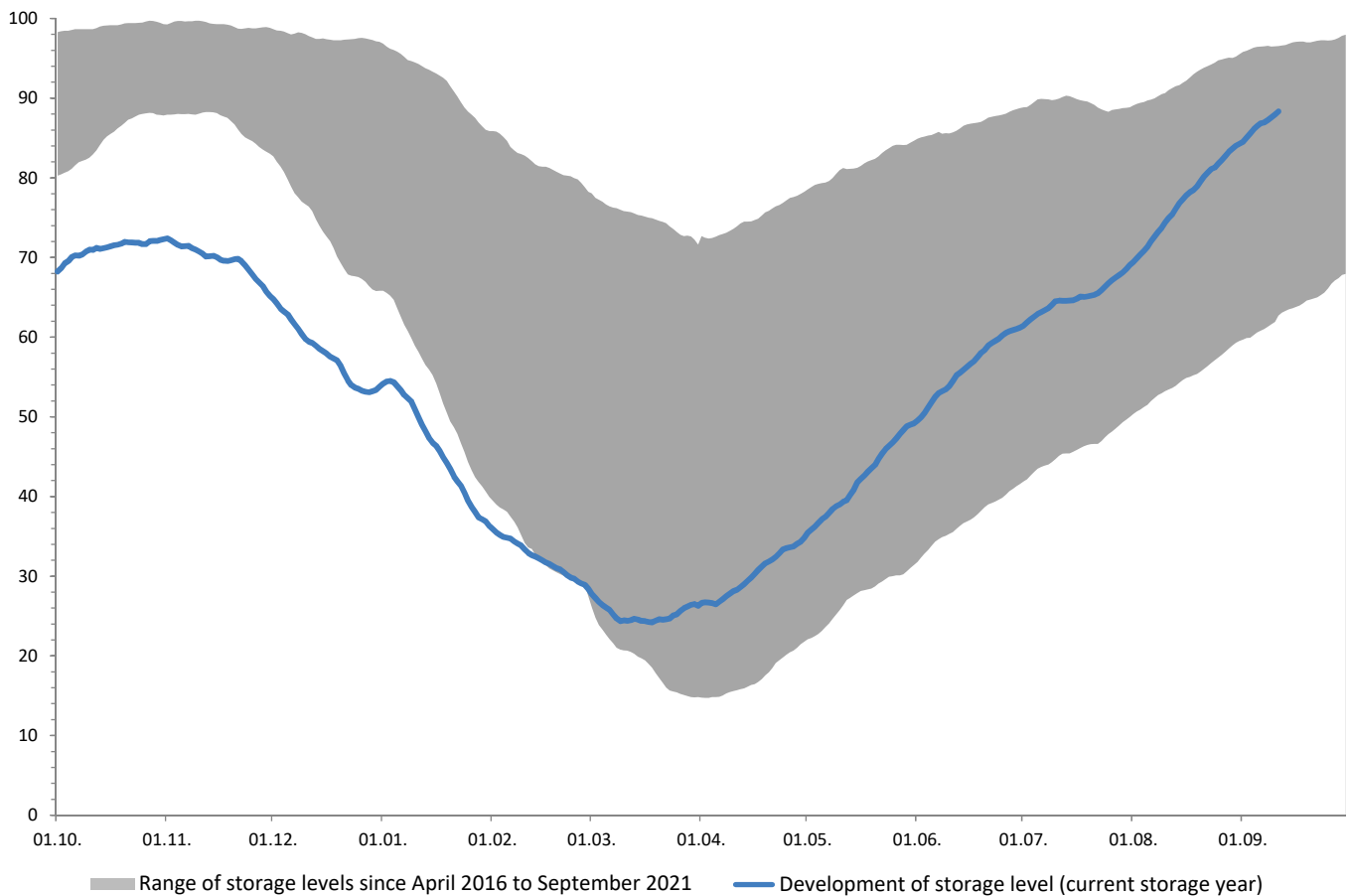


2. Storage levels

- Gas continues to be injected into storage.
- 11 September 2022: 216.21 TWh (88.33%) [01.08.2022: 168.71 TWh (69.43%), 01.07.2022: 149.28 TWh (61.47%), 01.06.2022: 118.92 TWh (49.52%)].
- Since 18 March 2022 more gas has been injected into storage than withdrawn from it overall.
- Current storage levels are in some cases significantly higher than in 2015, 2017, 2018 and 2021.

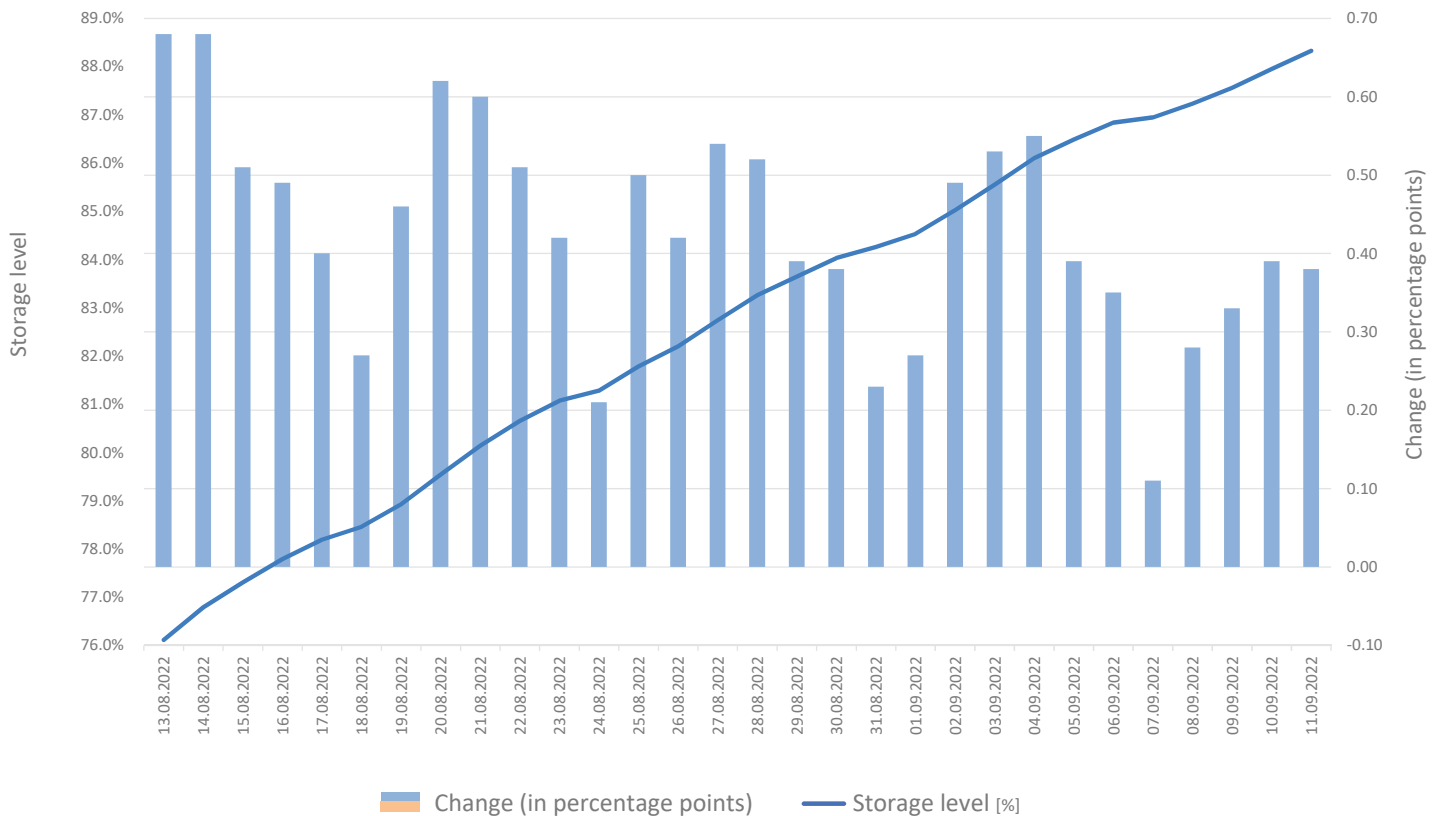
Development of storage levels in Germany¹

(%)



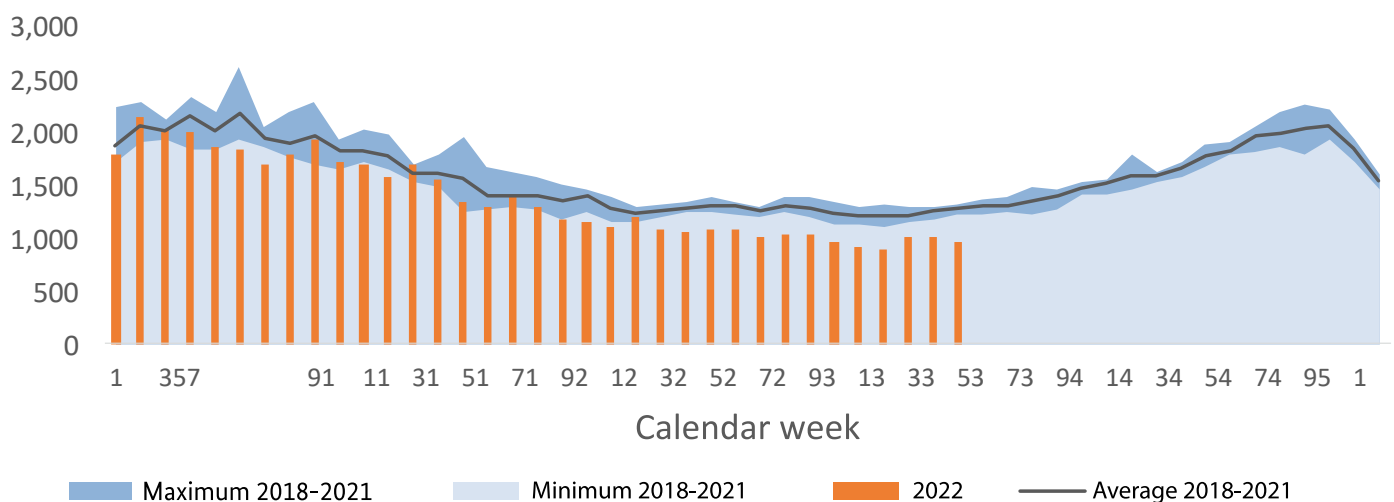
¹ Graph only shows levels of storage facilities located in Germany.

Gas storage levels in Germany: daily storage level and change in storage levels (percentage points)



3. Consumption of natural gas

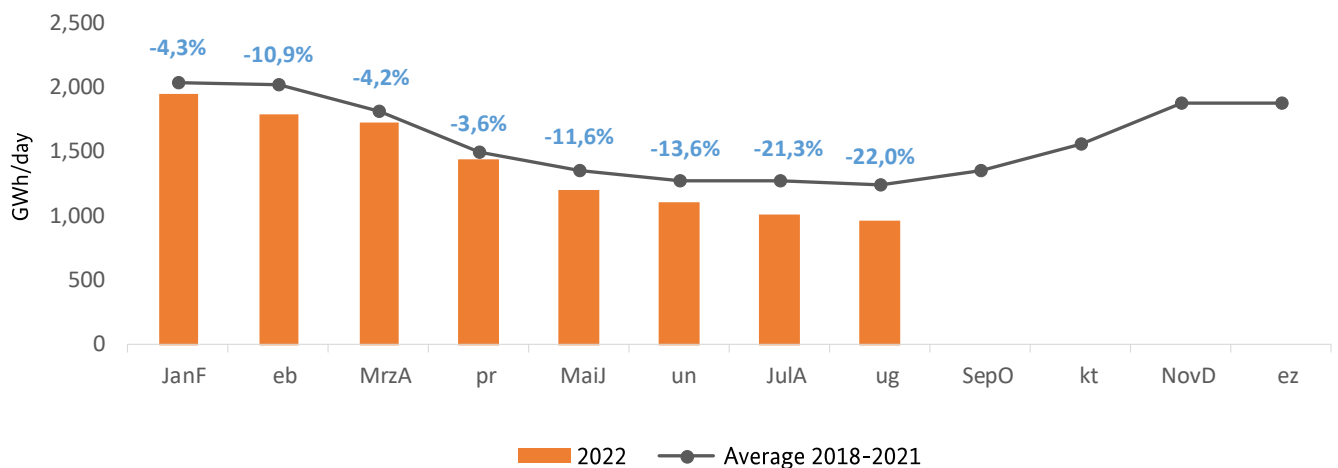
Weekly gas consumption of industrial customers* (GWh/day)



* Consumption of all interval-metered gas customers such as industrial and commercial customers and generation of electricity from gas. The figures are based on interval metering data provided by Trading Hub Europe.

Monthly change in consumption of industrial customers*

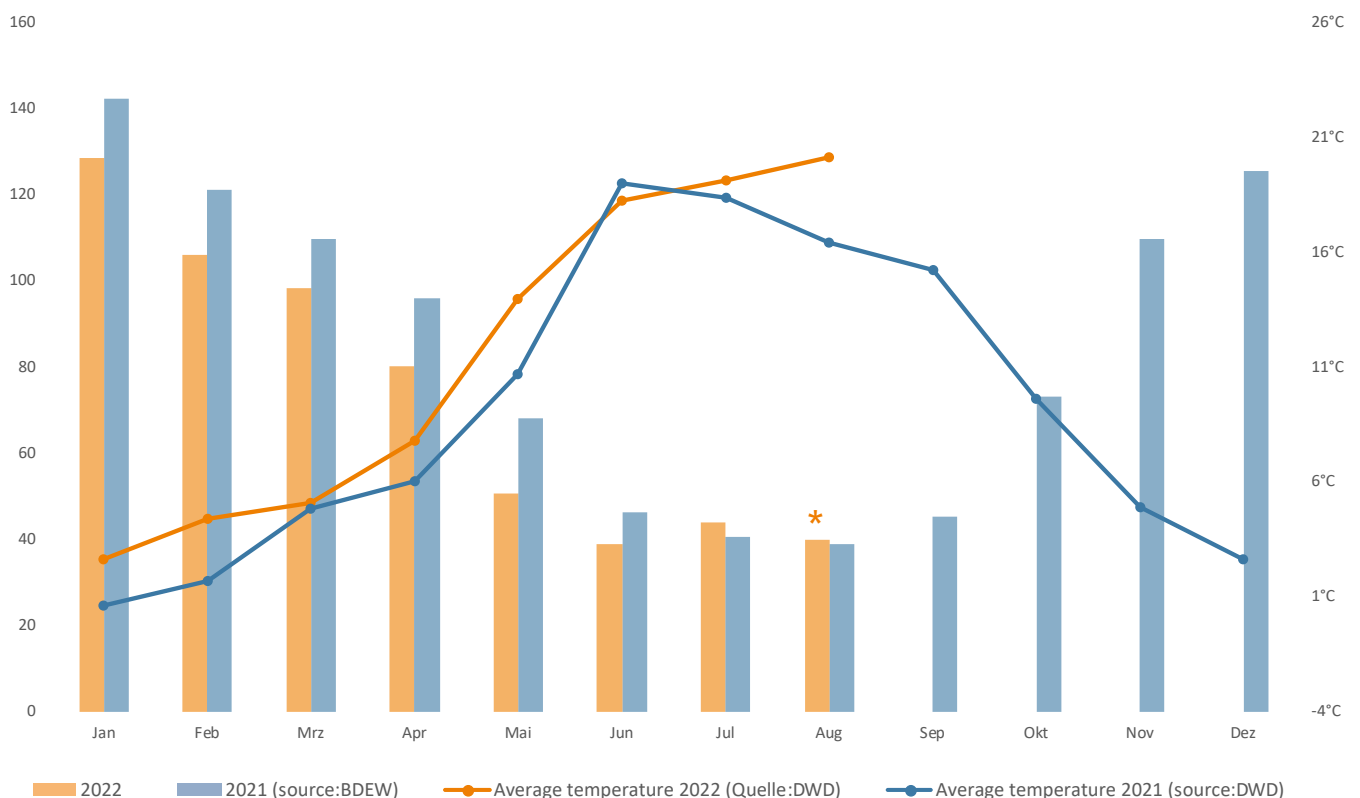
(% compared with 2018-2021 average)



* The Bundesnetzagentur does not calculate the industrial gas consumption but uses data provided by Trading Hub Europe. These are balancing data of the around 40,000 interval-metered customers (industrial and commercial consumers typically using more than 1.5 GWh a year). These data are regarded as provisional and are updated up to the time of the final settlement.

Monthly consumption of natural gas in Germany

(TWh/month)



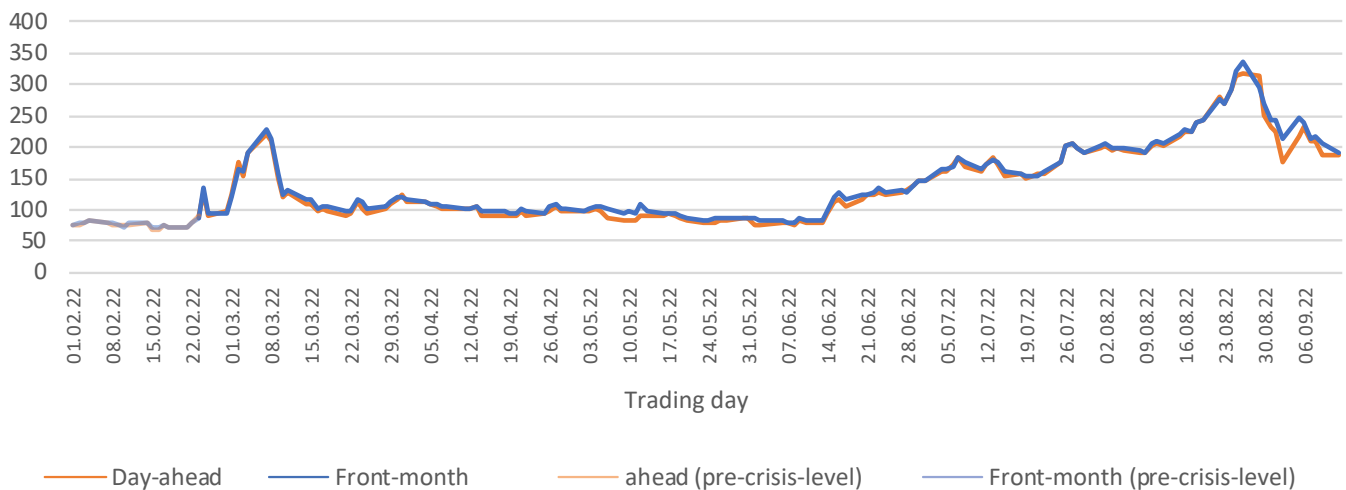
* The Bundesnetzagentur calculates the monthly natural gas consumption by subtracting export data and volumes injected into storage from the total available gas (the sum of imports, gas withdrawn from storage and production). The remaining amount is the consumption. Data for gas put into and taken out of storage are sourced from <https://agsi.gie.eu>. All other data are flow reports provided to the Bundesnetzagentur by German transmission system operators. They are regarded as provisional because they cannot be attributed to individual consumers and are subject to constant fluctuation. They are continually updated. The Bundesnetzagentur does not calculate the weekly industrial gas consumption but uses data provided by Trading Hub Europe. These are balancing data of the around 40,000 interval-metered customers (industrial and commercial consumers typically using more than 1.5 GWh a year). These data are also regarded as provisional and are updated up to the time of the final settlement.

4. Wholesale gas prices

Product	Current prices/values	Change from av prices/values of prev day	Av price 2022 up to 23.02.22	Change from av pre-crisis price	As at	Source
Gas [€/MWh]						
Day-Ahead DE (THE)	186.10	-2.7%	81.18	129.2%	12.09.2022 18:45	EEX
Future October/22 NL (TTF)*	191.00	0.2%	74.67	155.8%	13.09.2022 08:25	ICE
Future Q4/22 DE (THE)	198.48	-7.3%	76.08	160.9%	12.09.2022 18:45	EEX
Future Year/23 DE (THE)	180.46	-7.3%	50.65	256.3%	12.09.2022 18:45	EEX

* Price change overnight

Gas price THE, DE (daily settlement prices) (€/MWh)



Please note that the status report refers solely to the supply of gas. No conclusions can be drawn from it as to the availability of other energy sources such as crude oil and fuels.

Here you can find a description of market instruments that can help to reduce industrial gas consumption:

www.bundesnetzagentur.de/marketmeasures

Contact

If you have any questions or comments on the status report, please contact:

pressestelle@bnetza.de

You can find FAQs on the current gas supply situation here:

www.bnetza.de/current-gassupply

This report does not constitute a determination by the Bundesnetzagentur within the meaning of section 24(1) sentence 1 of the German Energy Security of Supply Act (EnSiG).